

CANADIAN FEEDLOT AUDIT GUIDE

Instructions, Standards and Common Audit Tool

December 2023 Edition, Version 14

Published by:



The content of the Canadian Feedlot Audit has been independently reviewed by the National Farm Animal Care Council and found to have met all requirements outlined in Canada's Animal Care Assessment Framework. This national framework was developed by consensus among multiple stakeholders and sets a credible process for developing animal care assessment programs based on Codes of Practice.



The National Cattle Feeders' Association "Canadian Feedlot Audit" has achieved full equivalency to the Animal Health and Welfare and Beef Quality and Food Safety Indicators in the CRSB's **Sustainable Beef Production Standard**. A CRSB audit to ALL sustainability indicators in the CRSB Sustainable Beef Production Standard is required for full CRSB Certification. Visit crsbcertified.ca for details on CRSB Certification.

TABLE OF CONTENTS

Background	3
Chronology of Changes and Updates.....	3
Audit Process	4
Chapter 1. Feedlot's Commitment to Animal Care.....	11
Chapter 2. Transportation Practices	13
Chapter 3. Feedlot Facilities	19
Chapter 4. Cattle Handling	20
Chapter 5. Nutrition and Feed Management Program.....	22
Chapter 6. Environment	24
Chapter 7. Animal Health Management	24
Chapter 8. Euthanasia and Salvage Slaughter	32
Chapter 9. Care of Other Working Feedlot Animals	34
Chapter 10. Egregious Acts of Neglect and Willful Acts of Abuse	35
Acknowledgments	37
References	38
Appendix: Common Feedlot Audit Tool.....	39

BACKGROUND

The National Cattle Feeders Association (NCFA) represents Canadian cattle feeders on national issues such as growth and sustainability, competitiveness, and industry leadership. Principles of sustainable beef production include animal health and welfare, beef quality, and food safety (<http://grsbeef.org/>). Globally sustainable beef producers are socially responsible; they respect and manage animals to ensure health and welfare and safe beef production.

This is a national voluntary feedlot audit. The NCFA is committed to an audit that is credible, easy to understand, simple to conduct and recognized and utilized by our processors and customers. This audit tool is designed to help Canadian feedlot producers demonstrate their commitment to animal care and handling, beef quality and safety, and to continuous improvement in animal health and welfare, a mission of globally sustainable beef production.

For the purposes of this audit, a feedlot is defined as a feeding operation where cattle are fed for backgrounding and finish in a confined area. This document details measurable, objective criteria that can be used to evaluate the care and handling of beef cattle in Canadian feedlots. Improving animal care and handling and ensuring beef safety and meat quality results in better health, performance, and carcass attributes of cattle and optimizes labor efficiency. Thus, a strong economic incentive exists for feedlot producers to continually improve the care and handling of their feedlot cattle. Ensuring animal welfare is also the right thing to do! Feedlot producers recognize their obligations to build and maintain the trust of customers and the public in their beef products and production practices. This national feedlot audit will help promote customer and consumer confidence in feedlot production in Canada.

In 2014, an NCFA Animal Care Advisory Committee of industry stakeholders - including producers, federal and international processors, retailers, veterinarians, welfare scientists and ethologists, PAACO (Professional Animal Auditor Certification Organization) auditors, and industry representatives was convened and tasked to develop a workable, credible and affordable common animal care audit tool for the Canadian feedlot industry that could be used by both feedlot producers and processors to provide assurances to customers on feedlot animal care and handling. Two years ago, beef safety and quality criteria were added to the animal care audit tool as requested by feedlots and customers.

It is the Canadian feedlot industry's commitment to review this voluntary feedlot audit, at least once annually, to keep it current as new practices and information become available, and to maintain PAACO certification, which is important for international credibility of the audit instrument and audit process.

CHRONOLOGY OF CHANGES AND UPDATES

The Canadian Feedlot Audit Guide and Common Feedlot Audit tool is a living document that seeks to continually improve, based on new research, industry practices and practical feedback from feedlot producers and industry technical experts, such as veterinarians, processors, and animal scientists. The original 2015 version of the audit guide has been updated annually for PAACO recertification. Changes to version 11 (March 2023) of the audit guide are movement of the pen management requirements from secondary to primary criteria in order to meet equivalency requirements for CRSB's beef quality and food safety indicators.

AUDIT PROCESS

AUDIT OBJECTIVES

Audits represent an independent documented review in a “snapshot of time” of a feedlot's management system to verify that it conforms to specific requirements. This audit standard establishes the criteria that any on-farm feedlot audit should include to be recognized by processors and customers as comprehensive and credible. This audit standard allows feedlot owners, processors and customers to verify that a feedlot is in conformance with established requirements for feedlot cattle care and beef safety and quality. This national feedlot animal audit tool provides feedlot managers and employees with information to help them assess and continually improve animal management in their yards. This audit program requires that feedlots conduct self-assessments at least once annually. If problems are found, it is recommended that the feedlot verify their corrective actions have been successfully implemented. We manage what we measure. As well, it is recommended that feedlots conduct their own internal assessments at different times of the year to take into account seasonal variability in the types of animals (age/size/disease risk) that enter the feedlot throughout the year and environmental conditions that may impact animal care.

This feedlot audit tool will help producers prepare for 2nd or 3rd party audits when markets request them. An audit conducted by a stakeholder i.e. audit client, with a direct relationship with the feedlot would be considered a 2nd party audit, e.g. a processor to whom fed cattle are supplied. An audit conducted by an external party or certification body at the request of another customer or retailer (arm's length relationship with feedlot) would be considered a 3rd party audit. PAACO <http://animalauditor.org/> certifies animal welfare audit instruments and trains and certifies auditors to verify implementation of animal welfare requirements for interested parties against industry standards. This PAACO audit standard's animal health and welfare indicators are fully recognized by the Canadian Roundtable of Sustainable Beef Production (CRSB) <https://crsb.ca/> as equivalent to their criteria. As a result, combined CRSB and PAACO audits can be conducted jointly by CRSB certified and PAACO certified auditors; thus, a feedlot operation can be certified to both standards in a single feedlot visit.

AUDIT SCOPE

In this audit tool, criteria are requirements in the Canadian Beef Code of Practice <https://www.nfacc.ca/codes-of-practice/beef-cattle>, CRSB's animal health, welfare, food safety, and beef quality indicators <https://www.crsbcertified.ca/assets/Uploads/Framework-Documents/CRSBsustainable-Beef-Production-Standard-v1.1.pdf>, PAACO welfare audit instrument criteria <https://animalauditor.org/Audits/info>, and additional basic management practices deemed important by the Canadian beef industry to ensure good animal care, and beef safety and quality in a feedlot. This Canadian feedlot industry audit tool includes criteria from animal arrival to slaughter, including transportation. During an audit, documents (documented procedures and records), animals, and facilities will be assessed, and feedlot staff will be observed and interviewed doing their daily tasks to determine their knowledge and understanding of feedlot animal care, animal health, beef safety, and beef quality.

SCHEDULING AN AUDIT

A feedlot site is defined by its premise ID. If a feedlot has more than 1 yard under its management, the auditor needs to determine whether the customer (audit client) requesting the audit requires that all feedlots owned by that feedlot client be audited or whether portions of the audit could occur at different yards, or whether the audit should occur at only 1 yard. As well, the auditor needs to know the time of year (season) that the audit client would like the audit to occur, since season may

AUDIT PROCESS

affect outcome measures such as pen condition, and/or related disease incidence e.g. footrot, and the availability of cattle or transport to assess. It is recommended that the audit client schedule feedlot audits during different seasons to gather representative year-round data. The auditor must note in the comments area of the appropriate section if weather may have affected an outcome measure e.g. muddy pens, and what the producer has done to address any negative weather impacts on animal care e.g. added bedding to the pen, scraped pen. Ideally, an audit should not be scheduled immediately after a severe weather event, that could adversely affect normal facility conditions or increase livestock morbidity/mortality, or during an atypical disease outbreak. However, should an audit be conducted during these times, this should be noted so that it can be taken into consideration when reviewing results. Audits are intended to collect representative data of the feedlot during typical operating conditions and during normal hours of operation.

PREPARING FOR AN AUDIT

- The auditor or processing establishment will contact the feedlot producer to schedule the on-farm 2nd or 3rd party audit at a mutually agreeable time.
- When scheduling 2nd or 3rd party audits with feedlot management, whenever possible the auditors must schedule the audit during normal operations to ensure that animal care and handling can be assessed related to animal transport and active cattle handling. However, there may be times when an audit needs to be conducted but animals are not scheduled for transport or handling. The feedlot audit may still occur. Those criteria that are not observed (NO) during an audit must be recorded on the audit report with an explanation of why they were not observed. If mutually agreeable between the feedlot and audit client, the auditor could return at another time to complete the criteria not observed during the initial audit.
- At least 30 days prior to arrival for the on-farm audit, the auditor must provide the producer with a copy of the audit documents, including an audit plan, the audit tool (Canadian Feedlot Audit Guide), and a checklist of documents that will be reviewed while on site so the feedlot producer can adequately prepare for the audit. Feedlot documents can be either written or in electronic format, but they need to be available for review during the on-site visit.
- The auditor should inquire about any biosecurity requirements or other conditions that need to be met during their visit.
- If more than 1 person will be coming to the feedlot for the audit (e.g. multiple auditors, shadow auditors in training, or observers), the auditor must inform the producer about these individuals, so that the producer can review the names and backgrounds of these individuals to ensure that they are comfortable with their presence on their operation and to ensure that there are no concerns related to lack of impartiality or independence, business confidentiality/competitiveness, and/or conflict of interest. If the producer feels that there are any such issues, they must make those issues known to the lead auditor prior to the on-farm visit so that these individuals can be removed from the audit team.
- The auditor must ask the feedlot producer to provide an on-site feedlot guide or feedlot employee who is responsible for the care of the animals to be present during all portions of the audit. If there are any language translation needs, the logistics of an interpreter will also need to be discussed prior to the audit.
- The auditor should ask for the current feedlot inventory and site/pen layout so that he/she can predetermine the animal sampling before the on-site visit. If the feedlot is not willing to provide that information until the on-site opening meeting, the auditor will need to respect this matter and determine the animal sampling when at the yard.

AUDIT PROCESS

CONDUCTING AN AUDIT

- Auditors must conduct an opening meeting with feedlot management to make introductions, discuss the scope and purpose of the visit, review the methods and techniques that will be used during the audit, and discuss the logistics of the audit such as the facility layout, access to documents, timing of events such as transport and cattle handling through the facilities, and feedlot guides.
- Auditors must conduct the audit according to this common feedlot audit standard by reviewing documents, both protocols and supporting records, evaluating feedlot facilities, interviewing the feedlot manager and employees, and observing cattle in the feedlot. The auditor should assess whether there is consistency between what the producer or their staff say they do (verbally or in documents) and what they actually do on the yard (what is observed). If there are any inconsistencies found, then these areas should be further investigated during the audit to determine whether or not there is adherence to audit criteria requirements. These inconsistencies should be documented in the audit report.
- The feedlot guide should accompany the auditor but not interfere in the auditor's work.
- When observing facilities and animals, the auditor must not interfere with the normal working activities in the feedlot or provide advice or consult. If animals need to be moved in a pen to determine their health status, the auditor must take care and do this with the help of the feedlot guide.
- When interviewing feedlot employees, auditors should use open ended questions "who", "what", "when", "where", "how", and "why" and avoid leading questions with the expectation of a specific answer. Auditors may ask additional questions for clarification.
- During second- or third-party audits, the auditor MUST NOT provide counsel or guidance for any audit areas during the audit as this is outside the scope of the audit and the role of an auditor.
- Auditors should provide written detailed comments for any questions or observations found to be unacceptable during the audit. This information is required to complete the Audit Report and this information is of value to the feedlot producer and can help answer any questions during a closing meeting or assist the feedlot producer in implementing corrective actions. It is also helpful to those participating in the audit, if the auditor verbally explains immediately after the observation why a document, practice or animal finding is considered unacceptable as per the specific audit criteria.
- Auditors should also note specific details when producers excel in various criteria so they provide a balanced audit report that is not just focused on the "negatives".
- **If a willful act of abuse or egregious act of neglect is witnessed by an auditor, the auditor must immediately report the incident to the feedlot owner and manager. Although this will result in automatic failure of the audit, the audit can be completed during this visit to gather the rest of the audit findings for the site, if both audit client and feedlot management agree to this and find the activity useful. Otherwise the audit should be stopped and once corrective actions have been implemented by feedlot management, the audit can be rescheduled at a mutually agreeable time for both feedlot management and the audit client.**

AUDIT PROCESS

AUDIT SCORING

Each section provides specific details on how each criterion should be evaluated and marked on the audit form. The audit forms provided as part of this audit standard should be used to record the results, score, and comments for each audit criterion.

Audit criteria are broken down into primary core criteria and secondary items within core criteria. Primary core criteria are outcomes that are objective, ensuring consistent auditor findings. Primary core criteria are considered critical for animal health, welfare, beef quality and food safety and/or they are required by federal or provincial regulations. Secondary items within core criteria are outcomes that are more subjective in nature; thus, more difficult for auditors to assess and ensure consistent scores amongst different auditors. Secondary criteria may also be considered as “recommendations” for further improvement in animal health and welfare, but they do not affect the overall success of a feedlot in ensuring animal health and welfare and a safe, high quality beef product. Primary core criteria are scored and tallied for a final audit score, whilst secondary items are recorded as yes or no, to allow for continual improvement in feedlots. Primary core criteria are scored and assigned numerical points by the auditor and these points are tallied up for each section and then for an overall audit score. If the feedlot meets the minimum target or specified requirement for each core criterion, full points are awarded for that criterion. If a feedlot does not meet the minimum target or specified requirement, no points are awarded for that core criterion. A site cannot earn partial points for any core criterion. When specifics are described within an audit criteria for a documented protocol, record or procedure, all specifics within that criteria must be met to receive the points for that criteria. Documented procedures viz. protocols, or policies, should be assessed annually as a minimum, by feedlot management or the responsible party e.g. nutritionist, veterinarian, with dated initials or signatures of the responsible party confirming the annual review. Some core criterion have a measure or calculation required; whereas others are a 1 or 0. A score of 1 is recorded if the requirement is met as stated or the animal or facility event is observed; a score of 0 is recorded if the requirement is not met or the animal or facility event is not observed as stated. Depending upon the particular type of feedlot operation, some core criteria may “not be applicable” (NA) and are scored as “NA”. The possible points for these “NA” core criteria are subtracted from the total possible points for the section when calculating total points achieved over total points possible. Secondary items within core criteria are recorded as a Yes or No, to allow for continual improvement but are not tallied up and added into the audit score.

Core criteria related to the availability and appropriateness of documents such as written protocols and records receive a numerical score of 2; those core criteria related to facilities or training receive a numerical score of 5, and those core criteria related to animal outcomes that are prerequisites for good animal care or are regulatory or minimum food safety requirements for beef production receive a numerical score of 10. Animal based outcomes have been more heavily weighted than documents or facilities/training as they are the most objective and important measures of animal care on a feedlot.

The audit tool is designed to provide a score for each section and an overall score for the feedlot. Section scores allow for better interpretation of the overall score and an easier measure of improvements over time. No minimum scores have been established at this time for any 1 section or overall for audit failure, other than for the 3 critical core criteria which are either a pass or fail of the audit. If there is systemic failure of the feedlot's management system in terms of animal care, we believe that it will be identified in the 3 critical core areas that are currently grounds for a feedlot operation to fail an audit. **A feedlot operation can fail the audit for 3 reasons: 1) failure to participate in an audit, 2) egregious acts of neglect or willful acts of abuse, and 3) lack of effective stunning for euthanasia or salvage slaughter.** Effective stunning for euthanasia or salvage slaughter may not be

AUDIT PROCESS

observed during a feedlot audit since it is a rare event; in which case, it would be scored as “NO” (not observed). These 3 core criteria are not added in the total points for the feedlot.

The feedlot industry will review regulatory changes and new research, as well as producer and customer feedback, to update outcomes and acceptable targets and minimum passing scores. Those requesting a feedlot audit (Audit Client), such as a processor, may set a specific passing score, as well as specific timelines for implementation of corrective actions, based on their customer needs. This audit tool is a living document, and we anticipate that outcomes and targets will improve over time as producers become aware of the program and implement program requirements. The industry will continue to gather more data and identify ways to continually improve animal care, beef safety and quality through the use of this audit tool.

SAMPLE SIZE AND TRUCK/PEN/ANIMAL SELECTION

Sample size and selection of pens is designed to ensure representative data of the feedlot. The number of trucks, animals or pens to be assessed during an audit is based on what is available to assess the day of the audit and the size of the yard. The goal is to balance sample size and selection with what can be practically and efficiently assessed to ensure representative data for that yard. Attempts should be made to schedule the audit day so that livestock trucking and active cattle handling in the processing/treatment barn can be observed. If up to 4 livestock trucks can be observed for shipping and receiving, observe 4 trucks each for loading and unloading. If there is only 1 truck available for assessment, then observe that truck and record that no other trucks were available to observe during the audit. If there are more than 4 trucks available to observe for either shipping or receiving, then select trucks conveniently based on what is most time efficient overall to observe, while ensuring the rest of the audit can be completed in a timely manner. When observing animals in the processing and treatment barns, time the audit of cattle handling when the feedlot is working animals through the handling facility. If the feedlot will be working cattle through the chute for less than 1 hour that day, observe all of those animals at that time. If the feedlot will work cattle through the handling facilities for more than 1 hour, then select a time to observe cattle handling that allows at least 1 hour of cattle handling through the chute to be observed while managing time overall to assess all other parts of the audit in a time efficient manner.

To determine how many pens of cattle to observe for pen and animal condition, ask the feedlot to provide a schematic diagram of their feedlot i.e. site map showing which pens contain cattle and type of pen (e.g. home feeding pens and specialty pens viz. sick, chronic, buller, rail, receiving, and shipping pens). Observe at least 5% of the home feeding pens and 50% of the specialty pens, within each type of specialty pen. All pens observed must contain cattle. If some specialty pens e.g. buller pen, contain no cattle or the feedlot is small and doesn't have specific specialty pens, then record “not observed” (NO). If there are less than 5 home feeding pens in the entire feedlot, assess all pens. For specialty pens, systematic randomization will be used to select pens within each type of specialty pen to assess. For example, if there are 3 sick pens (S1, S2, S3), 1 rail, 1 chronic pen, and no buller pen, and receiving and shipping pens have no cattle, then score every other sick pen (e.g. S1 and S3) and the rail pen and chronic pen. To select 5% of the home feeding pens to assess, use a simple random number calculator to identify which pens to evaluate to ensure there is no bias and data are representative of the yard. For example, the feedlot has 100 home feeding pens with cattle in them. Five percent of the 100 pens must be assessed, which is 5 pens. Using a simple random number calculator with no repeats, ask it to select random numbers from 1 to 100. Assuming the following numbers: 46, 32, 78, 25, and 85, the auditor should then look at the feedlot map and layout of its feeding pens and starting at the top left of the pen map, and

AUDIT PROCESS

moving downward through a feed alley, count the pens to identify: pens 25, 32, 46, 78 and 85. If the feedlot has alleys from A to J with 10 pens per alley e.g. A1 to A10, then pen 25 would be B5, pen 32 would be C2, pen 46 would be D6, pen 78 would be G8, and pen 85 would be H5. The auditor should ensure the pens to be evaluated are reflective of differing topography e.g. pen slope and drainage, windbreak fences, across the feedlot.

To ensure sufficient animals are sampled in these home pens to be 99% confident to detect disease is present at/or below the specified prevalence of 1% (our lowest target value for animal health that is not 0), a sample size calculation was done (Veterinary Epidemiology, 1987, p 37). A table is provided below showing how many animals at a minimum must be collectively assessed in all the home pens sampled. For example, in a 10,000 head feedlot, if 5 pens were sampled and each pen housed 100 animals, then 500 animals were assessed. The table below says that for a 10,000 head yard, 448 animals must be assessed; thus, in this case, no more pens need to be assessed. However, if the total number of animals in the 5 home feeding pens assessed was less than 448 head, then additional home feeding pens would need to be randomly selected and assessed to reach 448 head. All animals need to be standing and mobile when conducting individual animal observations of health and tag on the hide to ensure accurate observations.

Table 1.

Sample sizes required to be 99% confident disease is present at/or below specified prevalence of 1% if no diseased animals are observed.

Feedlot Size (Head)	Minimum Sample Size
500	300
1000	367
1500	395
2000	409
2500	419
3000	425
3500	429
4000	433
4500	436
5000	438
5500	440
6000	441
6500	442
7000	443
7500	444
8000	445
8500	446
9000	447
10000	448
11000	449
12000	450
13500	451
16000	452
18500	453
22500	454
28500	455
39000	456
61500->	457

AUDIT PROCESS

COMPLETING AN AUDIT

- Auditors must conduct a closing meeting with feedlot management to review the purposes and scope of the audit and to explain their audit findings, both positive and negative. The closing meeting also allows for questions related to clarification and interpretation of any non-conformance issues.
- The auditor is not allowed to provide guidance for non-conformance issues during any part of the audit as that is considered consulting and is outside the scope of a 2nd or 3rd party audit.
- The auditor must determine the names of the individuals who should receive the final copy of the audit report and this should include at least the feedlot producer and the customer who requested the audit. This information should be shared with the producer during audit preparation. Feedlot management should keep a copy of the audit report indefinitely to reference back to as a supporting record of continual improvement.
- If an audit requirement is found to be unacceptable during the audit (nonconformity), the producer must complete a corrective action report to document a plan to correct the nonconformity. Corrective actions for areas considered critical core criteria must be completed within 10 calendar days from the site visit. Corrective actions for all other primary core criteria identified as nonconformities must be completed within 30 calendar days from the site visit. It is recommended that corrective actions for secondary criteria be completed before the next audit or in less time as determined by feedlot management and/or the audit client.
- Audit clients e.g. processors, are responsible for reviewing and approving corrective action reports to determine if their feedlot supplier has adequately resolved the identified nonconformity within an acceptable timeline. The Audit Client who requested the feedlot audit may request a more stringent timeline for completion of specific corrective actions pending their program and customer requirements. Audit clients are also responsible in determining when the feedlot site requires a follow-up audit to verify implementation of the corrective actions.

COMPETENCY OF AUDITORS

Competency is based on education, work experience, auditor training, audit experience, and personal attributes. Auditors must have feedlot industry experience and must have knowledge of animal health, welfare, beef safety and quality requirements related to feedlot cattle. They must have successfully completed either NCBA's BQA feedlot certification program or the VBP+ training program within the last 3 years. Feedlot auditors must be PAACO trained and certified for "beef feedlots" to ensure competency, consistency, and accuracy in auditing feedlots. To ensure feedlot auditors are aware of program changes, they must annually complete the eLearn training program for the Canadian Feedlot Audit Program after it is annually updated by NCFA. The eLearn training program is found on NCFA's website <https://nationalcattlefeeders.ca/feedlot/>. This eLearn training may be considered continuing education, which is required annually by PAACO auditors to maintain their certification status with PAACO.

COMMITMENT TO ANIMAL CARE

Chapter 1. Feedlot's Commitment to Animal Care

An important factor in ensuring the well-being of beef cattle in a yard is the feedlot owner and management's commitment to continual improvements in animal care, beef safety and quality. This commitment is necessary to help feedlot personnel implement and maintain good animal care and beef production practices. Feedlot management plays a critical role in establishing expectations for staff performance, including but not limited to:

- 1. Providing feedlot personnel access to the current version of the Canadian Beef Code of Practice**, either through internet access (<http://www.nfacc.ca/codes-of-practice/beef-cattle>) or by providing a hard copy of the current Beef Code on site that is easily accessible to feedlot staff. The auditor will verify this by asking to see internet access to the Code or a hard copy of the Code. The auditor should also ask feedlot staff questions about the Canadian Beef Code of Practice to ensure they know what this industry standard is about.
- 2. Feedlot has completed a BQA (Beef Quality Assurance) certification training program within the last 3 years.** Federal processors in Canada and the USA are requesting that feedlot producers have as a minimum at least 1 management person on the feedlot trained in an industry recognized training certification program on beef quality, food safety, and animal welfare. Currently there are 2 on-line training courses available for Canadian feedlot producers viz. NCBA's BQA Feedyard certification training program <https://bqa.beeflearningcenter.org/> and BCRC's Verified Beef Production Plus Program <http://verifiedbeefproductionplus.ca/producer-enrolment/take-the-training-here.cfm>. These national on-line training programs are recognized by federal packers in both Canada and the USA as equivalent for industry recognized BQA training. The auditor will verify this by reviewing the training certificate and the date on it.
- 3. Conducting a self-assessment of the feedlot's management practices as they relate to animal care, beef safety and quality can help ensure the health and well-being of cattle at the yard and help prepare for a 2nd or 3rd party audit by a processor.** The auditor requests to see a documented audit report verifying that the feedlot's self-assessment occurred at least once within the past year. The feedlot's assessment report should state who conducted the audit, when the audit was conducted, what criteria were assessed, areas identified for improvement, and an action plan to implement corrective and preventive actions. The action plan for corrective actions should include time lines of completion. The auditor should interview feedlot staff to see if corrective actions were completed as per the corrective action report to demonstrate the feedlot is committed to continual improvements in animal health, welfare, beef safety and quality. Criteria can be assessed at different times during the year, as long as all criteria within this feedlot audit program are assessed at least once within the past year. It is recommended that the feedlot audit forms in this feedlot guide be used for feedlot self-assessments to ensure that all audit criteria have been reviewed. The audit forms here can serve as a feedlot's internal audit report.
- 4. Documenting an animal care emergency response plan.** The auditor requests to see a copy of the feedlot's written animal care emergency response plan. The animal care emergency response plan should contain the following information: emergency contact names/numbers, emergency response resources and equipment, feedlot map, and contingency planning for emergency events that may impact animal care. Animal care emergency planning could exist for the following events: fire, flood, electrical disruption, interruption of processor operations including border closures, extreme weather, foreign animal disease outbreak, livestock truck rollover, animal break-out, and/or mass mortality. As per CFIA new transportation regulations,

COMMITMENT TO ANIMAL CARE

<https://www.inspection.gc.ca/animal-health/humane-transport/health-of-animals-regulationspart-xii/eng/1582126008181/1582126616914?chap=0>, livestock transporters must have contingency plans for any unforeseen delays or circumstances that could result in an animal's unnecessary suffering injury or death; or if the animal becomes compromised or unfit during loading, confinement, transport or unloading. Given the scope of this feedlot audit is limited to the feedlot and transport as it relates to loading and unloading; the feedlot's emergency response plan should include how to manage animals that become compromised or unfit during loading or unloading.

- 5. Feedlot has a written animal care policy or mission statement.** The auditor should review the feedlot's written animal care policy and verify that it is widely circulated to feedlot staff e.g. it could be posted visibly in the feedlot at various places, such as the feedlot office, staff coffee room, and in working areas in the barn. Feedlot management should communicate their animal care policy to custom cattle feeder clients, transporters, services providers such as veterinarians and nutritionists, suppliers of their feeder cattle (order buyers, ranchers), and customers, such as finishing feedlots or processors.

Example of a feedlot animal care policy:

We at _____ (name of feedlot) care for our cattle and ensure the production of safe and high quality beef. We are in conformance with requirements of the Canadian Beef Code of Practice. We ensure that the cattle under our care are raised in a safe environment that meets their physical, nutritional, health and welfare requirements. We work with our veterinarian and nutritionist to train and monitor our staff to ensure continuous improvements in our animal husbandry, beef quality and safety, and production management practices. We use trained livestock truckers, such as the Canadian Livestock Transport Certification Program (CLT) or BQA Transportation Certified.

Feedlot Owner Signature

Date

Example of a feedlot animal care policy:

We at _____ (name of feedlot) care for our cattle.

Feedlot Owner Signature

Date

TRANSPORTATION

Chapter 2. Transportation Practices

Managing the transportation of feedlot cattle involves many variables, including preparedness, transporters and their trucks, loading/unloading facilities, and cattle handling. The following items should be assessed during an audit:

FEEDLOT TRANSPORTATION POLICY AND PREPAREDNESS

- 1. There is a written emergency response plan for feed animals in transit and those injured/sick on arrival.** Within the emergency response plan or within another written protocol, there must be a plan to manage livestock truck rollovers and to manage incoming sick, injured, fatigued or immobile cattle on the truck or those that become compromised or unfit during loading/unloading. This protocol can be written specifically for the feedlot or the feedlot can have a copy of the CLT program for beef cattle or a copy of the Beef Code of Practice or the Humane Handling of Beef Cattle – Standards for the Care of Unfit Animals Alberta Beef Producers (ABP) and Alberta Farm Animals Care (AFAC) publication) or other related documents that would contain this information, such as the Transport Code of Practice. It is recommended that the feedlot have a copy and be familiar with CFIA's latest Transportation Regulations for livestock (under Health of Animal's Regulations). A Contingency Plan is required on how to manage animals that become compromised or unfit during loading or unloading. The transporter, who is not directly within the scope of this feedlot audit, must have a contingency plan to deal with any unforeseen delays or circumstances that could result in the animals' suffering, injury or death; or, the animal becomes compromised or unfit during loading, confinement, transport or unloading. The protocol for cattle arriving down on a truck should state that non-ambulatory cattle **MUST NEVER** be dragged off the truck while conscious (willful act of abuse). Non-ambulatory cattle on a truck that will not recover must be humanely euthanized and confirmed dead on the vehicle prior to unloading. If the animal is likely to recover, it may only be unloaded for veterinary care and treatment upon the direction and advice of a licensed veterinarian. This protocol should be widely communicated to feedlot staff and responsible staff should be aware of the protocol requirements, which the auditor can assess during staff interviews.
- 2. Staff or owners are available for receiving/shipping cattle or there are posted instructions with a contact phone number.** The auditor must ask feedlot staff whether they are present when new cattle arrive or cattle are shipped or there are posted instructions for truckers on what to do when delivering or shipping cattle. This is to ensure that cattle are provided with feed and water as per regulations, have an area where they can lay down and rest, are protected from inclement weather, unfit cattle are not shipped, and that cattle to be shipped do not stand long on trucks prior to transport. There must be an emergency contact number for "out of hours" deliveries of arriving cattle so that if there is an animal that is alive and "down on the truck" or severely injured e.g. broken leg, feedlot personnel can deal with that emergency situation appropriately and in a timely manner to ensure animal welfare as per feedlot protocols. Under the new CFIA federal transportation regulations, there is a "transfer of care" from the feedlot to the transporter at shipping and from the transporter to the feedlot upon receiving. With the transfer of care requirements, additional documentation is required by the transporter, such as the date and time when the cattle were last fed, watered and rested. Feedlots must ensure cattle receive feed, water and rest at an interval not to exceed 36 hours <https://www.inspection.gc.ca/animal-health/humane-transport/health-of-animals-regulations-part-xii/eng/1582126008181/1582126616914?chap=0>.
- 3. Management strategies are in place to deal with extreme temperatures and provide environmental protection to cattle in receiving and shipping pens.** The auditor must ask the feedlot what proactive management strategies are in place at the yard to deal with harsh environmental conditions, and if possible, will verify that these exist by observation or documented protocols.
 - I.** Examples of advanced planning to deal with harsh environmental conditions in receiving/shipping pens during extreme cold and wet weather include windbreak fences and bedding, and removal of snow, mud or standing water in pens.

TRANSPORTATION

- II. During summer heat waves, examples of management strategies to deal with harsh environmental conditions in receiving/shipping pens include: sprinkling pens with water, removing manure from pens, scraping loose dirt from pens, bedding the ground of the pens with straw so there is somewhere cooler for the animals to lie down, ensuring pens are not overcrowded, increasing water access, and providing shade.
4. **There is evidence of effective communication between feedlot management and feedlot staff on when new cattle will arrive and when cattle need to be shipped.** This communication can be either verbal or written. If written, the auditor can verify by reviewing written receiving and/or shipping schedules, which may be in the form of emails or phone texts. If written schedules are not available then the auditor should ask the feedlot foreman how they know when cattle are arriving or leaving the feedlot to ensure they are prepared for such activities. Effective communication occurs when feedlot staff have working knowledge of cattle arrival and shipping times.

TRANSPORTER ASSESSMENT

This section is intended to monitor and verify the welfare of animals arriving or leaving feedlots. It is the responsibility of auditors to:

1. Arrange with feedlot management the best time to perform the audit. Attempts should be made to schedule the audit when cattle are to be transported. If this is not possible, then complete the animal care audit without auditing the transport section and record why the transport section could not be assessed during the audit.
2. If the transport audit can be completed, then evaluate at least 1 trailer to a maximum of 4 trailers for receiving and 4 trailers for shipping. The auditor will base the audit results on the trailers that were actually audited, not on trailers that may have been observed but were not part of the selected audit sampling.
3. Establish with feedlot management the location of the (un)loading area and identify the areas of the feedlot in which audits will occur. The (un)loading area should include the trailer holding or staging area, the trailer itself (only when auditing the condition of the trailer or if the trailer meets requirements for the ambient temperature) and bedding when required, and the (un)load area (i.e. the loading and unloading dock and staging area, which may include 1 or 2 gates off the trailer).
4. The auditor must in no way impede the loading or unloading of animals. The auditor must find a place to stand that will not cause animals to balk and where the auditor will be safe. The auditor must not enter the trailer while the animals are loaded or unloaded. The auditor should try to place themselves to view both the ramp and the (un)loading staging area where cattle are brought up to the ramp. If this is not possible due to feedlot facility design, the auditor should break up the scoring area into 2 section areas if possible and score each section area and note that in the comments section. The auditor must ensure that the same cattle are not counted twice for prod use or falls.
5. Some criteria will be dependent on trailer style, feedlot design, regional climatic differences or type of animals to be transported. Choose the points that apply to the trailer to be audited.



Pot Belly Trailer



Straight Trailer



Farm Trailer

TRANSPORTATION

Auditors must ask the trucker or feedlot staff how many cattle are on the truck or to be loaded and what type of cattle they are, or ask to see the livestock manifest which will contain this information. Once the number is obtained, there is no need to count the cattle.

- **Calves** are defined as animals under 1 year of age.
- **Yearlings** are feeder animals over 1 year of age.
- **Fed cattle** are fattened feeder steers and heifers ready for market.
- **Nonfed cattle** are cows or bulls.



Auditors must ask the trucker if they have been trained by either **Canadian Livestock Transport Certification Program (CLT)** or **BQA Transportation Certified (BQAT)** and review their CLT or BQAT certificate. The expiry date or issue date on the certificate should be reviewed to ensure the certification is current. Certification for CLT is required every 3 years to be current. Every commercial carrier shall provide training to livestock transporters as per CFIA's Transportation Regulations, which shall include animal behavior, handling, monitoring, and contingency planning. If the trucker can not provide the certification card with a current date, then no points will be awarded as the training can not be verified.

TIMELINESS OF ARRIVAL AND (UN)LOADING

For unloading, the auditor must begin recording the time the truck arrives on the yard until the first animal steps off the trailer. **For loading**, the auditor must record the time from when the first animal steps on the trailer to the time the trailer leaves the yard. Timeliness of arrival is to ensure that incoming cattle are not sitting on the truck for long periods before unloading which can contribute to animal stress. Timeliness of loading can be an issue if cattle are standing on trucks for long periods prior to transport. Multiple loaded trucks with fed cattle leaving the yard at the same time and arriving at the packing plant at the same times cause problems at the processing plant with timeliness of arrival and unloading of fed cattle. Auditors should ask if fed cattle being shipped are going to the USA for slaughter. When exporting Canadian fed cattle to the USA for slaughter, multiple trucks loading cattle on the same CFIA Veterinary Health Certificate will wait until all trucks are loaded before leaving the yard, because the total head count being shipped must be reconciled with the number on the health certificate, and any cattle culled and not shipped, to prevent trucks from being turned back at the border or unlisted cattle being shipped that are not on the health certificate, which would result in export issues. The auditor should note this in the comment section, but it will not change the loading targets in this audit. Feedlots will receive full points if the trailer loads and leaves or unloads within 60 minutes and there is a deduction for every 30- minute delay.

SET-UP/(UN)LOADING OF TRAILER

Auditors must observe that the trailer is **properly aligned** with the (un)loading dock so that cattle do not risk stepping into the gap and breaking a leg. Drivers must realign their trailer prior to (un)loading if it is not aligned properly. Some feedlots will utilize transfer mats or flippers to cover gaps. There must be no gaps between the dock/ramp and the bottom of the trailer exit. There must be no gaps between the back end of the trailer and the side walls of the (un)loading area where livestock can get stuck.

TRANSPORTATION

Under CFIA Transportation Regulations, ramps, gangways, chutes, steps or apparatuses must 1) bear the weight of the animal without collapsing, twisting, breaking or bending; 2) have side rails of sufficient strength/height to prevent the animal from falling off; 3) surface that is designed, constructed, and maintained to prevent the animal from tripping, slipping, and falling; 4) placed so there is no unprotected gap through which the animal could trip, slip, fall or escape. Loading/unloading ramps, gangways, chutes or apparatuses must not have a slope from the horizontal that exceeds 25 degrees, as defined per CFIA transport regulations.

Auditors must visually observe the trailer to determine if the trailer is loaded to the **proper density**. The animals must be able to stand at all times with all feet on the floor, with head elevated, with sufficient space to permit a full range of head movement and without any part of its body coming into contact with a deck, roof or top of the trailer. Overcrowding occurs when, due to the number of animals in the trailer, a) the animal cannot maintain its preferred position or adjust its body position in order to protect itself from injuries or avoid being crushed or trampled; b) the animal is likely to develop a pathological condition such as hyperthermia, hypothermia, or frostbite; or c) the animal is likely to suffer, sustain an injury or die (CFIA Transportation Regulations). Signs of **overcrowding** include cattle vocalizations, animals not settled or standing on each other and/or non-ambulatory cattle on the trailer. With the gates closed, the livestock must have enough room to stand without climbing on top of one another. Signs of **under-loading** include cattle laying down on the trailer and non-ambulatory animals.

Incompatible animals must not be housed together in the same compartment on the trailer. Animals are incompatible if the animals are likely to suffer, sustain an injury or die if they are loaded, confined, transported or unloaded together (CFIA Transportation Regulations). Incompatible animals include heifers and steers, cows and bulls, and significantly larger versus smaller animals. Weak or compromised animals that are fit for transport under “special provisions” must be loaded last and unloaded first as per CFIA Transportation Regulations.

Non-slip flooring in trailer. The trailer should be outfitted with non-slip flooring to minimize animal slips and falls. Examples of non-slip flooring would include, but are not limited to, rubber mats, stamped tread, sand, shavings, steel reinforcement rods. There should be no holes in the flooring or items that can cause an animal to trip. With stamped tread, the tread should provide non-slip flooring.

Bedding is in place when required. Each feedlot should have winter protection requirements as part of their transportation policy. Bedding should be provided on trucks during extreme inclement weather to high-risk cattle such as recently weaned calves and cull dairy cows. The definition of extreme inclement weather includes: snowstorms, cold temperatures (<-15 C) where frostbite of feet is a concern (particularly during long hauls), freezing rain or extreme wind chill. Appropriate bedding includes dry straw, dry wood chips or sawdust. Trailer floor must be strewn with sufficient sand, straw, wood shavings or other bedding material to absorb and prevent the pooling or escape of water, urine and liquid manure (CFIA Transportation Regulations).

Cattle should stand in normal posture without contact with the roof or upper deck of truck. Auditors should look up the sides of the trailer to see if there are any cattle standing with abnormal posture which could be due to their backs hitting the roof of the compartment. As well, the auditor should assess cattle as they come off the trailer to see if there are any signs of hair rubbed off the back or open or bleeding wounds from rubbing their back on the roof. Attention should be paid in particular to cattle housed in the doghouse portion of the trailer.

TRANSPORTATION

CATTLE HANDLING IN (UN)LOADING AREA

Auditors must record the **number of animals prodded** per load. Touching an animal with a prod is scored whether the prod is energized or not. Auditors must record the **number of falls** per load. A fall occurs when an animal loses its upright position suddenly and a part of the body other than the limbs touches the ground. Falls are to be scored in the (un)loading area only after all 4 of the animal's limbs are on the (un)loading ramp or dock. Cattle leaving the trailer at arrival at the yard or at loading prior to entry on the trailer should be assessed. Falls are scored anywhere in the (un)loading tub or bud box, alleyway, and (un)loading ramp and dock. The use of acceptable handling tools is scored as a Yes/No after observing the (un)loading of all animals. A slip is noted in the secondary items if the lower leg (knee or hock) touches the ground. The temperament of cattle (excitable, normal, docile) and the behavior of the cattle handlers should be noted since that can affect cattle handling outcomes.

Auditors must observe what **handling tools** are available and used by the truckers and feedlot staff. **Acceptable cattle handling tools** are plastic rattle paddles, sticks with nylon flags on the end, plastic streamers or garbage bags attached to a stick, stock stick, or vibrating prods that do not use electrical stimulus. Electric prods are only acceptable handling tools for cattle when other acceptable handling tools have failed and then only if they are used properly on the animal. **Prods must not be used on the head, genitalia, anus, or with repeated/unnecessary force on a single animal.** Voltages must be 50 volts or less, and prods must not be wired directly to house current. **Electric prods must only be used when there is no other alternative to move the animal.** **Examples of unacceptable handling tools** are broken off hockey sticks, pitchfork, shovel, chains, 2 x 4 board or any broken board, twisting the animals tail relentlessly or breaking the tail, metal pipes or rebar, hammer.

Auditors must also assess if handling tools are used appropriately, including in the (un)loading dock and staging area and through punch holes in the trailer. No person shall, during the loading or unloading of cattle, 1) beat, strike, whip or kick the animal; 2) use a prod, whip, or any other driving device on the animal in a manner that is likely to cause the animal's suffering, injury or death; 3) use a prod, whip or any other driving device on an animal to make it move if it does not have a clear path to move; 4) apply an electric prod or a device that has a similar effect to an animal's sensitive areas including the belly and the anal, genital and facial regions of the animal; 5) drag the animal; 6) handle the animal in any other way that is likely to cause the animal's suffering, injury or death (CFIA Transportation Regulations). Examples of **inappropriate use of acceptable handling tools** include using an electric prod on an animal where the animal has nowhere to go and using an electric prod repeatedly or maliciously hitting or forcefully striking an animal with a whip, paddle or other tool with aggressive, repeated/unnecessary force. Handling tools may not be used aggressively to strike or injure animals. Aggressive striking may include but is not limited to:

- Handling tools raised over the handler's head and then brought down on an animal.
- Excessive number of contacts of handling tool on animals.
- Continually using both hands to hold handling tool to cause more physical force.
- Excessive use of multiple handling tools to increase fear/noise/contact (flags are considered visual barriers; handling tools such as rattle paddles, electric prods, sort sticks/rods, etc. are considered contact driving aids).

TRANSPORTATION

Handling tools may not be used in a way that deviates from their intended use. Deviations may include but are not limited to:

- Modifying approved handling tools in a manner that may cause undue injury to animals.
- Using broken handling tools that have become ineffective and/or sharp.
- Using handling tools to hit animals in the face.
- Throwing handling tools at or in the path of animals.

CONDITION OF CATTLE AT (UN)LOADING

The vast majority of cattle that are transported in Canada are in good health and physically fit. Under CFIA Transportation Regulations animals with the following health conditions are **unfit** and must not be transported. An unfit animal is an animal with reduced capacity to withstand transportation and where there is a high risk that transportation will lead to undue suffering. Unfit animals if transported would endure unjustified and unreasonable suffering. Unfit animals may only be transported for veterinary treatment or diagnosis. **Loading unfit animals for transport other than for veterinary medical care will result in audit failure.**

Auditors must count the number of unfit cattle per load that meet the following conditions:

Non-ambulatory*: An animal that is unable or unwilling to rise, stand or walk unassisted or to move without being dragged or carried. An animal that cannot rise, remain standing, or walk unassisted.

Severe Lameness*: An animal that **a)** has a fracture that impedes its mobility or causes it to exhibit signs of pain or suffering; **b)** is lame in one or more limbs to the extent that it exhibits signs of pain or suffering and halted movements or a reluctance to walk; **c)** is lame to the extent that it cannot walk on all of its legs.

Severe Injuries*: Animal is **a)** in shock or is dying; **b)** has a prolapsed uterus or a severe rectal or severe vaginal prolapse; **c)** laboured breathing; **d)** severe open wound or laceration; **e)** sustained an injury and is hobbled to aid in treatment; **f)** exhibits signs of a fever; **g)** gangrenous udder, **h)** severe cancer eye; **i)** bloated to such an extent that it has signs of discomfort; **j)** or weakness;

Calving or Uterine (Calf-bed) Prolapse*: Animal is in the last 10% of its gestation period or has given birth during the preceding 48 hours. For calving, the waterbag or calf's foot, nose or any part of the calf's body is visible.

Emaciated or severely dehydrated*: Cattle in poor body condition will be extremely thin and emaciated; their ribs and backbones can be easily seen (body condition score (BCS) < 2). The severely thin attributes of these animals compromise their mobility, cause severe weakness and lead to debilitation. In severe dehydration, the eyes are deeply sunken in the eye sockets and the skin may look tented or wrinkled.

Nervous Disease*: Exhibits signs of a generalized nervous system disorder. Signs may include ataxia (uncoordinated walk), tremors, convulsions, blindness, inability to remain standing, star gazing, grinding teeth, and aggressive behavior.

***unfit animals for transport as per CFIA Transport Regulations.** <https://www.inspection.gc.ca/animal-health/humane-transport/health-of-animals-regulations-part-xii/eng/1582126008181/1582126616914?chap=0>

If any unfit or compromised animals are observed at unloading, they must receive immediate medical care, be euthanized if recovery is unlikely (e.g. broken leg down on truck), or humanely slaughtered.

FEEDLOT FACILITIES

A **compromised animal** is an animal with reduced capacity to withstand transportation but where transportation with special provisions will not lead to undue suffering. As per CFIA Transportation Regulations, compromised animals may be locally transported with special provisions to receive care, be euthanized or humanely slaughtered. An animal is compromised if it is bloated but has no signs of discomfort or weakness; has labored breathing, is blind in both eyes, has an open wound or laceration that is not bleeding severely, it has not fully healed after dehorning or castration, has given birth in the preceding 48 hours, has a minor rectal or vaginal prolapse, or is lame other than in a way that is described in the definition of “unfit”, exhibits any other signs of infirmity, illness, injury or a condition that indicates that it has a reduced capacity to withstand transport. Examples of special provisions include: **1) transport locally to the nearest suitable place where it can receive care and attention or be slaughtered or euthanized, 2) load last, unload first, 3) segregate. Loading compromised animals without special provisions will result in audit failure.** <https://www.inspection.gc.ca/animal-health/humane-transport/transporting-unfit-or-compromised-animals/eng/1582045810428/1582045810850>

Chapter 3. Feedlot Facilities

Auditors must observe if the feedlot has either windbreak fences, bedding packs with straw or wood chips, or sprinklers on the fence to sprinkle the cattle or another shelter or a shade or a barn to protect cattle from inclement weather that can cause a serious risk to their welfare. Examples of inclement weather are severe wind chill e.g., < -30 C, snow or rain storms, high winds (> 100 km/hour) with dust storm, very hot weather with high relative humidity and no wind resulting in clinical signs of heat stress in cattle. In western Canada, typically 20% porosity windbreak fences are built along 3 sides of the pen fence line, other than the feed bunk side, to protect cattle from winter wind chill and blowing snow/rain/dust. During inclement weather, straw and/or wood chip bedding is used on a bedding pack in each pen to protect animals from very cold or muddy pen floor conditions. In the summer, if very hot and heat stress is a clinical issue, straw bedding may be used on pen floors to allow animals to lay down and rest. In some yards, sprinklers may be present on fence lines to reduce heat stress and dust, but this is not a requirement. In eastern Canada, most cattle are housed within barns, either on slatted or cement flooring, which protects them from inclement weather.

Auditors must assess whether the feedlot has **equipment and facilities to safely handle, restrain, treat, segregate, and (un)load cattle**. Typical feedlot handling equipment include: squeeze chute, single file alley/chute, crowding tub or bud box, alleyways, sorting gates and pens, receiving and shipping pens, (un)loading docks and ramps, and sick pens.

Auditors must assess **gates in unloading/loading areas and cattle handling areas** to ensure they swing freely, latch securely, and have no sharp protrusions which can injure cattle. Auditors must assess if there is **non-slip ground** in (un)loading docks and staging areas, cattle handling areas, such as alleyways, crowd tub or bud box, single file alley/chute, and squeeze chute. Examples of non-slip ground would include, but are not limited to sand, straw, wood shavings, rubber mats, grooved concrete flooring. There must be no holes in the ground or items that can cause an animal to trip, such as rocks, ice, excessive rough frozen manure.

The auditor should observe the (un)loading area and ramps to ensure they are in good repair to reduce the risk of cattle injuries. It is recommended that (un)loading ramps have a level dock for animals to walk on before they go up or down the ramps. Stairs or cleating are recommended for ramps to prevent slippage. The ground must also be non-slip and there must be no sharp protrusions e.g. holes in ramp which could cause injuries to the cattle. No person shall load or unload cattle or cause them to be

CATTLE HANDLING

loaded or unloaded into or from a trailer using ramps, gangways, chutes or apparatuses that have a slope from the horizontal that exceeds 25° (CFIA Transportation Regulations).

If the auditor is assessing indoor feedlot pens, the air quality and ventilation must be maintained so that the **ammonia levels** are **less than 25 ppm**. If ammonia can be smelled, it is possible that ammonia levels are high. Ammonia levels above 25 ppm will cause humans to experience headaches, nausea, and intense burning of the eyes, nose, throat, and skin. If the auditor can smell ammonia or experiences any of the clinical signs above while doing the audit, then the auditor must use an objective method to measure ammonia levels to determine if > 25 ppm. One option is to use Hydrion Ammonia Test Paper to determine ammonia levels <https://www.microessentiallab.com/ProductInfo/F30-SPLTY-AMMONI-SRD.aspx>.

Auditors must assess if there is **adequate lighting** in cattle (un)loading areas and cattle handling areas. Handling facilities are an essential part of safe, easy and rapid handling of cattle. Appropriate handling and handling facilities remove much of the stress and frustration of the feedlot staff, which inevitably occurs with excited, stubborn or aggressive animals. Properly constructed facilities confine cattle safely and efficiently with minimal animal stress and risk of injury to both cattle and workers. Animals tend to move better from a dark to a more brightly lit area. The light should illuminate the chute up ahead and eliminate shadows and patches of light and dark, which may confuse animals. An approach is to illuminate the entire working area. Lamps/lights should not shine into the eyes of approaching animals because glaring and blinding light impedes movement. Illumination should be uniform and diffuse. If an auditor cannot see where to move, then it is unlikely the cattle can see where to move.

If the auditor is assessing cattle housed continuously in indoor pens without **access to natural light**, the auditor should assess whether supplementary lighting is present and adequate. If the auditor can see within the facility to assess the environment and see the animals to adequately assess their health condition, then the lighting is considered adequate.

Auditors should observe whether the feedlot has a **calving and/or bloat chute** where the animals can be properly assisted without causing them further injury. This requires a single alleyway/chute where the sides are wide enough that a bloated animal will not suffocate and die due to compression from the sides of the chute and alley leading into the chute. For calving heifers, this requires a chute where at least 1 of the sides can be opened so that if the heifer goes down during calving, she can be properly laid down on her side to finish calving without harming herself or the calf or the handler when assisting her. If a lot of heifers are being fed and are calving in the feedlot, a maternity pen would assist in the management of calving, including in post-calving management so the newborn calf can bond with its mother. This maternity pen should be protected from inclement weather, be large enough to prevent the heifer from injuring the newborn calf, have good bedding to prevent the newborn calf from getting hypothermia, nonslip floors, and water and feed for the heifer.

Chapter 4. Cattle Handling

Auditors must ask what kind of **training is provided on low stress cattle handling and see training records** for staff that handle cattle. Low stress cattle handling is important to reduce the risk of animal and human injuries, such as bruising and broken bones, reduce stress on cattle and humans, and to reduce the risk of dark cutters preharvest. This training can be provided in-house or by outside consultants, such as veterinarians, at training workshops, through webinars or via training videos hosted by the industry. All staff should be trained on low stress cattle handling, including new and existing staff. The frequency of retraining existing staff who have already been trained will depend on whether any nonconformance issues are identified during regular

CATTLE HANDLING

monitoring of staff performance, monitoring of cattle and staff injuries, and if nonconformities are identified during the annual self assessment. **Low stress cattle handling** includes calm, quiet handling techniques with minimal use of prods, using the animal's flight zone and natural herding behavior, and proper use of appropriate handling equipment e.g. chutes, handling aids.

Auditors must observe what **handling tools** are available and used by the crew. **Acceptable cattle handling tools** are plastic rattle paddles, sticks with nylon flags on the end, plastic streamers or garbage bags attached to a stick, stock stick, or vibrating prods that do not use electrical stimulus. Electric prods may only be used as a last resort, and then only if they are used properly on the animal. **Prods must not be used on the head, genitalia, anus, or with repeated/unnecessary force on a single animal.** Voltages must be 50 volts or less, and prods must not be wired directly to house current. **Electric prods must only be used when there is no other alternative to move the animal.** Examples of **unacceptable handling tools** are broken off hockey sticks, pitchfork, shovel, chains, 2 x 4 board or any broken board, twisting the animals tail relentlessly or breaking the tail, metal pipes or rebar, hammer. Examples of inappropriate use of acceptable handling tools include using an electric prod on an animal where the animal has nowhere to go, and using an electric prod repeatedly or **maliciously, or striking an animal with a whip, paddle or other tool with aggressive, repeated/unnecessary force or use of a closed fist or foot.**

Auditors must assess at least 100 head of cattle or at least 1 hour while cattle are actively handled through the squeeze chute. Observations for improper chute capture, vocalization, prod use, prod misuse, falls, slips, jumping, and racing can be recorded simultaneously for 100 animals.

Miscaught is defined as the animal caught and restrained in the chute in any position other than with its head fully outside of the chute head bars and its body from the shoulders backwards within the chute, or if an animal behind the animal in the chute is caught in the tail/back gate and not immediately released. **Vocalization** is scored once per animal, even if the animal vocalizes more than once. Vocalization is defined as any audible call (moo, bellow, etc.), usually made with the mouth open. **Vocalization** should be scored from the time the animal enters the chute until the initiation of procedures (do not include vocalizing due to implanting, tagging, injecting). **Electric prod use** is defined as touching an animal with a prod, whether or not there is a discharge of electrical current. **Prod misuse** is defined as prod use where the animal has nowhere to go or prod use without attempting to move using alternative means or repeated, forceful, and excessive prod use. A **fall** is recorded if any part of the body (head, brisket, belly) touches the ground or floor. A **slip** is recorded if the lower leg (knee or hock) touches the ground. **Jumping** is defined as cattle standing on the rear two feet, with the front end elevated, followed by the hind feet leaving the ground. **Racing** is defined as an exit speed equivalent to the animal running full speed down an alleyway. Jumping and racing are scored only during active handling.

Record in each box the letter for miscaught and not immediately adjusted (M), vocalization (V), prod use (P), prod misuse (PM), and falls (F) when these activities are observed. Slips, jumping, and racing are counted and noted as secondary items within cattle handling as these are more subjective measures. An animal can only be scored once during this audit i.e. it cannot be scored twice in the 100 head for cattle handling, and it can only be scored once for each action e.g. if it is prodded twice, only score 1 prod use. Count up the number of actions and divide by the number of animals observed to get the % of each activity. Record where these actions above occurred under "Comments" to help the feedlot make future improvements. Score "acceptable handling tools available and used as needed" as a Yes/No based on your observation of the handling of all the animals.

NUTRITION & FEED MANAGEMENT PROGRAM

Chapter 5. Nutrition and Feed Management Program

The auditor must ask the feedlot staff who they get nutritional advice from and determine whether this individual is a nutritionist or veterinarian, to ensure that the feedlot is provided with competent advice to ensure rations meet the nutritional needs of all cattle for feeding during all weather conditions to reduce the risk of digestive disorders. A veterinarian has a Doctor of Veterinary Medicine degree (DVM) and a medical license from the provincial veterinary medical association in Canada in which he/she practices. A nutritionist has a recognized degree e.g., Masters or PhD, in ruminant nutrition from an accredited institution. Auditors must request to view a **documented feeding protocol/program from the nutritionist and/or veterinarian that meets CFIA Feed Regulations**. <https://laws-lois.justice.gc.ca/eng/regulations/SOR-83-593/index.html>; and <https://www.inspection.gc.ca/animal-health/livestock-feeds/inspection-program/eng/1387308991466/1387308992607>

The documented feeding program must include information on:

- How and when to transition cattle from high forage to high energy rations i.e. step up program, to avoid abrupt dietary changes and reduce the risk of digestive diseases, such as bloat and grain overload, and secondary problems, such as founder (laminitis) and liver abscesses
- Ration compositions, ensuring sufficient forage/fiber in high-energy rations to reduce digestive disorders such as grain overload and bloat, and secondary problems, such as founder (laminitis) and liver abscesses
- How to adjust rations when feed intake is disrupted by events such as storms, power outages, mill or truck breakdowns, or sudden major ingredient changes
- How to assess water quality and quantity and adjust as needed
- How and when to conduct feed mixer tests and feed scale tests, targets to achieve, and what to do if targets are not met
- Medicated equipment cleanout, feed sequencing, and/or segregation procedures to prevent drug residue carryover or cross contamination
- How to manage flush materials used in cleanout of medicated equipment viz. augers, bins, and feed mixer trucks
- Feed recall procedures
- Segregation of ruminant feed from other species feeds
- Requirement not to purchase or feed prohibited materials i.e. banned ruminant bone and meat meal
- Dated and signed by responsible person to ensure documented protocol/program is reviewed/updated at least once annually.

Auditor must verify that there are **feed records**, such as ration formulations, batch mix sheets, daily feed delivery sheets, veterinary feed prescriptions, medicated feed equipment cleanout records that show feed sequencing if used, mixer validation tests, and scale calibration records. These records can be either computerized and/or in hard copy as required per CFIA Feed Regulations.

The auditor should ask if the feedlot monitors feed bunks daily to assess prior consumption and if they adjust feed deliveries accordingly. As well, the auditor should inquire what steps are taken to prevent cattle exposure to toxins and feed with adverse physical qualities that may limit intake or cause injury e.g. test suspect feed, inspect incoming feed ingredients.

Auditors must ask how **feeding staff at the feedlot are trained and should review training records**. This training can be provided

NUTRITION & FEED MANAGEMENT PROGRAM

in-house by experienced staff or by outside consultants e.g. nutritionists, or veterinarians, through various industry training workshops or webinars. The feedlot nutritionist/veterinarian should be involved in staff training and monitoring and based on those results, determine when additional training is required, such as with changes in feeding protocols or when nonconformance issues are identified.

The auditor must observe receiving and shipping pens, home feeding pens, and specialty pens (sick, chronic, injury, railer, buller) for water and feed. See pages 8 and 9 for pen sampling procedures.

Receiving and shipping pens are not regular feeding pens for fattening feedlot cattle. They are usually small feedlot pens, located often near the (un)loading docks and processing barn that house feedlot cattle for a short time. Typically, cattle are housed there no more than 24-48 hours, prior to processing new cattle or shipping fed cattle. These pens may also be used to temporarily store cattle during the day when cattle are re-implanted, weight sorted, or export tested. For the purposes here, receiving and shipping pens are defined as feedlot pens that **do contain water and feed**.

Holding pens are defined as pens or alleyways, typically located near the (un)loading docks and barn, designed to temporarily hold cattle, usually less than 12 hours, upon arrival or prior to shipping; or during re-implanting and weight sorting. These holding pens **do not contain water and feed**.

If new feeder cattle are received into temporary holding pens without water, regardless of the length of transport, the feedlot staff should make every effort as soon as possible, to provide water to the cattle, since water is an essential nutrient to reduce shrink, stress, and disease. It is recommended that the feedlot staff rotate these cattle into pens with water as soon as possible, with a **requirement that newly received feeder cattle must receive water within 12 hours of feedlot arrival**.

Transport must not exceed 12 hours for compromised cattle and 36 hours for all other cattle without feed, safe water, and rest being provided to the animals (CFIA Transportation Regulations). Transporters are required to determine the date, time and place where animals were last fed, watered, and rested. This information must be provided to feedlot producers upon unloading so they can ensure incoming cattle receive feed, safe water, and rest in a timely manner as per federal regulations (Transfer of Care Certificate).

Auditors should document the quality of water in the water bowls and the quality of feed in the bunks of the pens. If cattle are present and there is no feed in the pens, the auditor should check feeding records and cattle arrival and/or movement records, to determine if cattle were housed there at the feedlot for more than 24 hours and whether they received feed during that time period. **Cattle must receive feed at least once daily i.e. every 24 hours, regardless of what type of pen they are housed in.** For newly arrived cattle, the 36 hour time interval from last feeding must be followed as per federal regulations. Thus, depending on the duration of transportation and previous feeding prior to loading, the cattle may need to be fed on arrival.

Sometimes the auditor can figure out how long new cattle are in a holding or receiving pen by reviewing a time stamped truck weigh scale ticket when the cattle arrived and comparing that time to the current time and presence of cattle in those pens. However, not all feedlots weigh new cattle in and time stamp the weigh scale tickets.

ENVIRONMENT | ANIMAL HEALTH MANAGEMENT

Chapter 6. Environment

Mud (dirt and manure) in pens is an animal welfare issue because it increases the risk of lameness caused by footrot and hairy heel warts. As well, excessive muddy pens are difficult for cattle to walk through to get to feed and water, which reduces their performance. Additionally, if pens are very muddy, cattle do not have a dry place to lie down and rest. During the summer, pens full of manure generate enormous amounts of heat which increases the risk of heat stress in cattle. If pens are very muddy, pen riders will have a harder time identifying lame cattle and if it is hard to remove sick cattle from the pen, pen riders will leave the cattle behind, resulting in late pulls, which results in poor treatment responses, more chronically ill animals, and emergency slaughters or more deaths. Mud or tag on hides is also a food safety hazard at processing because of potential bacterial contamination of the carcass. Mud also reduces the value of hides. Feedlot producers must have a documented pen surface maintenance protocol and supporting records. These should state that mud/manure in pens are regularly monitored and managed when corral cleaning equipment and labor are available, weather is suitable for cleaning pens, land is available for short-term stockpiling or applying manure, and economics permit. This will help reduce tag build-up on hides and the risk of infectious foot diseases (i.e., foot rot and hairy heel warts). At a minimum, feedlot pens should be scraped, and manure removed at least once annually. Scraping pens regularly throughout the year and adding straw or wood chips to bedding packs as needed, and when the weather permits will help reduce tag build-up on hides and dust generation in summer months. Additionally, removing manure stockpiles in pens prior to the hot weather will reduce the heat stress of cattle, breeding grounds for flies which can transmit various diseases and are a nuisance, and odour from stockpiled manure. There should be supporting pen surface maintenance records, which could be custom corral cleaning bills/receipts or manure management records as required under provincial regulations, to verify removal of manure from the feedlot pens at least once annually.

A **muddy pen** is defined as follows: if the mud in the pen is more than 4 inches over the fetlock (mid-cannon bone) of cattle (approximately 12" height from the ground) in greater than one-third of the pen floor area (excluding measurement of the area for the feed bunk, water trough and bedding pack), then score the pen as muddy.

Appropriate stocking density is defined as follows: all animals in a pen are able to lie down at once and can rise unimpeded. When assessing stocking density, it is important for the auditor to ensure that there is sufficient effective area for the animals to lie down. For example, if the pen has a water hole in the back two-thirds of the pen, the cattle cannot lie down in this area, so the pen area that is available to lie down is reduced accordingly.

Auditors must randomly select pens throughout the yard to assess pen condition. See pages 8 and 9 for pen sample size and pen selection. If the auditor notices any environmental or stocking issues with any pens in the yard, then these must be noted in the comment section in the audit report, but these pens are not counted in the scoring system of pen conditions unless they were the pens randomly selected to walk through and assess during the audit. Auditors must record the code for the condition of the pen beside the pen number on the audit form.

Chapter 7. Animal Health Management

Auditors must ask feedlot staff if all feedlot cattle are identified with a **CCIA/ATQ ear tag or USDA EID (Electronic Identification Tag) tag if they are imported US feeders**, as per federal regulations, and what staff do if CCIA/ATQ or USDA ear tags are missing when cattle are being worked through the chute. As per CFIA regulations, animals that lose CCIA/ATQ or USDA ear tags during

ANIMAL HEALTH MANAGEMENT

transport must be tagged at the next point of arrival e.g. feedlot induction, and records must be kept of CCIA/ATQ/or USDA ear tags and retagged animals <http://www.inspection.gc.ca/animals/terrestrial-animals/traceability/description/requirements-for-livestock-producers/eng/1398864061655/1398864128830>. Auditors must observe cattle in pens below that they are assessing to see if they can visually see CCIA/ATQ or USDA EID ear tags in the ears of the cattle.

Auditors must ask to see documented feedlot processing and treatment protocols. These protocols must be developed by the feedlot veterinarian under a valid veterinary-client-patient relationship (VCPR) as per provincial and federal regulations to ensure animal health and care and ensure responsible and prudent use of all animal health products. The auditor must determine that a valid VCPR exists. By definition, a **valid VCPR** exists if: **1)** the veterinarian has assumed the responsibility for making clinical judgments regarding the health of the cattle and the need for medical treatment, and the client has agreed to follow the veterinarian's instructions; **2)** the veterinarian has sufficient knowledge of the animal(s) to initiate at least a general or preliminary diagnosis of the medical condition of the animal(s). This means that the veterinarian has recently seen and is personally acquainted with the keeping and care of the animal(s) by virtue of an examination of the animal(s) or by medically appropriate and timely visits to the premises where the animal(s) are kept; **3)** the veterinarian is readily available for follow-up evaluation, or has arranged for emergency coverage, in the event of adverse reactions or failure of the treatment regimen.

Documents that can be used to verify that a valid VCPR exists include the feedlot's documented Processing and Treatment Protocols developed and annually reviewed/updated by the veterinarian (should include veterinary clinic name or logo), veterinary prescriptions (feed and parenteral (injectable drugs)), veterinary visit reports, veterinary post-mortem sheets, and veterinary bills for health services (not including regulatory export or import services since these do not require a valid VCPR). If processing and treatment protocols are not available in hard copy and only available in the feedlot's computerized animal health system and this system is not obviously from the veterinarian, then a signed and annually updated letter from the veterinarian with the feedlot owner's name and signatures of both is required to verify a valid veterinary client patient relationship exists. The letter must include a statement that the health protocols were developed by the veterinarian in consultation with feedlot management and the feedlot has agreed to follow these protocols and associated veterinary prescriptions.

The health protocols can be either in hard copy or in the feedlot's computerized animal health management software system. A **Processing Protocol** is a document that describes what procedures are performed on arrival to cattle, including but not limited to vaccinations, dewormers, identification, aborting, castrating, dehorning, branding. A **Treatment Protocol** is a document describing how to treat cattle with specific feedlot diseases (see below). It must include the description of the disease, what drugs, if applicable, to use, including dosage, route, withdrawal time, duration of treatment, frequency of treatment for each occurrence of the disease, including repulls/relapses, or what medical procedures to perform e.g. surgery.

The auditor must review the **treatment or other health related protocols** to see if they include a statement regarding:

- How often cattle need to be monitored (daily requirement);
- Information on how to prevent, treat, control and manage feedlot diseases and conditions, including, but not limited to respiratory disease, lameness, non-ambulatory cattle, injuries, bloats, grain overload, bullers, pregnant and calving heifers, heat stress, newborn calves, broken horns, castration infections, and prolapses;
- The Treatment Protocol must include what to do if an animal doesn't recover (relapses) after initial treatment, including how to treat relapses (reoccurrences) and manage chronically ill animals and railers. For bullers, the Treatment Protocol

ANIMAL HEALTH MANAGEMENT

must state that they must be promptly removed from their pen to prevent serious injury or death;

- The management of chronically ill animals, railers, compromised and non-ambulatory animals must be documented. If not documented in the Treatment Protocol, it can be documented in other health protocols, such as Chronic and Railer Protocol, Emergency Salvage Slaughter Protocol, and/or Euthanasia Protocol;
- The Treatment Protocols and treatment records must include pain control for surgical procedures performed by feedlot staff, including but not limited to dehorning, castrating, spaying, and prolapse repair;
- The protocols must document the feedlot veterinarian's name (e.g. clinic name);
- The protocols must be annually reviewed and updated by the responsible feedlot veterinarian and include a date and the vet's name or signature or initials.

These health protocols provide evidence to the auditor of a valid VCPR which is critical to ensuring feedlot animal health and care and prudent drug use.

Auditors need to verify that **pen riders (animal health crew) check the health of cattle in all pens daily**. This verification could be confirmed by observing a documented pen rider daily riding or activity report or by reviewing the pen rider's job description and timecard to verify this activity occurred.

The auditor must review **vaccination, deworming, treatment and mortality records and veterinary prescriptions** to verify they exist. Prescriptions must be dated and reviewed and renewed by the feedlot veterinarian at least once annually. **Processing records** must include animal or group identification, date, weight of animals (average group or individual weight), product(s) given, product dosages, and withdrawal periods. **Treatment records** must include animal identification, date(s) treated, disease diagnosis, product(s) given, weight of animal, product dosages, route of administration, frequency of administration, and withdrawal periods.

The auditor should ask the feedlot staff who reviews processing, treatment, and mortality records; who monitors treatment and mortality rates, and what they do if there is an unusual disease occurrence or high incidence of disease (treatment and mortality), and what is done if someone fails to follow the veterinarian's health protocols and prescriptions. Animals that are euthanized are included in mortality records. There should be good communication and a good working relationship between the feedlot and the feedlot veterinarian to deal with unusual diseases, high disease rates, and health protocol noncompliance issues. The feedlot veterinarian should be notified by the feedlot to investigate any unusual disease occurrences or high disease rates or suspected foreign animal diseases so that collectively they can take action to control and prevent disease outbreaks and reduce the incidence of disease. If there is a high incidence of digestive mortalities such as bloat and grain overload, the feedlot manager and feedlot veterinarian should work together with the feedlot nutritionist to investigate and reduce their occurrence.

To demonstrate the feedlot's commitment to prudent drug use, a documented **Antimicrobial Stewardship Protocol/Policy**, developed in consultation with the feedlot veterinarian, is recommended. Prudent drug use guidelines for livestock producers and veterinarians are available from the CVMA (Canadian Veterinary Medical Association), NFAHW (National Farm Animal Health and Welfare Council), and WOA (World Organization for Animal Health), as well as some provincial livestock and veterinary associations. There are increasing pressures on the livestock industry by many different stakeholders to demonstrate

ANIMAL HEALTH MANAGEMENT

that producers are using appropriate antimicrobials for infectious diseases and using them only when needed and for the shortest duration necessary to achieve a response, so as to preserve the effectiveness of antimicrobials long-term by reducing the risk of antimicrobial resistance development in animals or humans through food or environmental exposure. Demonstrating antimicrobial stewardship will help ensure livestock producers and veterinarians have continued access to efficacious antimicrobials to ensure animal health and welfare.

If the feedlot feeds heifers, it should have a plan on how to manage pregnant heifers. If the feedlot aborts heifers, the feedlot should have a documented **Abortion Protocol**. If the feedlot feeds heifers or cows that are not spayed, it should have a documented **Calving Protocol** to ensure timely assistance of females with calving complications to reduce risk of heifer/cow and newborn calf death. The feedlot should also have a documented **Newborn Calf Management Protocol** to ensure that viable newborn calves are housed in an environment conducive to their survival (which is not in a feeding pen full of feedlot heifers), with information on colostrum feeding, and how to feed and care for the newborn calf prior to its movement to another facility, if it is not raised in the feedlot. As well, the protocol should include when and how to humanely euthanize a newborn calf if it is not fully developed or in distress due to severe injury or non-treatable disease or when it is nonresponsive to treatment. If the newborn calf is going to be raised in the feedlot for a few months or to weaning, then the feedlot veterinarian should develop a vaccination protocol and treatment protocol for newborn calves for common diseases of the newborn and pre-weaned calf, such as, but not limited to navel infection, scours, pneumonia, and polyarthritis.

If **production enhancing technologies**, such as implants, beta-agonists, or other Medicating Feed Ingredients (<https://inspection.canada.ca/animal-health/livestock-feeds/medicating-ingredients/eng/1300212600464/1320602461227>) are used in the feedlot to improve performance, costs of gain, and reduce ammonia or greenhouse gas emissions, the feedlot should have documented protocols on how to use them and have product usage records e.g. processing protocol and records for implants, feed protocol and feeding records for medicated feed additives/ingredients (MFAs), feed supplement tags, and veterinary feed prescriptions renewed within the last year, to ensure that these technologies are being used responsibly as per label directions and/or veterinary prescriptions to reduce the risk of animal care, food safety, beef quality, and environmental concerns.

If feedlot staff replace any prolapses (rectal, vaginal, uterine), spay heifers, or perform other surgical procedures, e.g. lance abscesses, rumen fistula, the staff should be trained by the feedlot veterinarian(s) to ensure they are competent to do the procedure. The **surgical procedure(s) should be documented** and specify what pain control must be used prior to the procedure being performed (pain control not required to lance abscesses as not considered typically a “surgical” procedure). The auditor should review the **Surgical Protocol(s)** and related records to ensure pain medication was used for surgical procedures. If feedlot staff do not conduct any surgical procedures and these are done by the feedlot veterinarian, then the auditor should ask for a copy of the Vet Visit Reports for any surgeries conducted and ensure pain control was used. There should still be individual treatment records for surgical procedures, including what pain medications were used and their drug withdrawal periods recorded, to avoid violative drug residues. If the veterinarian does all surgeries at the feedlot, then there should be a vet record of that surgery as well e.g., vet visit report.

If the feedlot feeds steers or bulls, then pain medication is required when castrating animals over 6 months of age as per the Canadian Beef Code of Practice. The auditor must interview feedlot staff and ask if they use pain medication when castrating bulls, and if so, what pain medication is used. To confirm that pain medication is used, the auditor should review processing and/or treatment records to confirm that pain medication was given to bulls that were castrated and check the drug room to

ANIMAL HEALTH MANAGEMENT

find a bottle of the pain medication. When an auditor is checking pens, there must be no intact bulls present unless the feedlot specifically feeds intact bulls or their castration protocol calls for delayed castration. The auditor should review the documented **Castration Protocol** and ensure that it contains a statement on pain medication for animals when castrated and how to deal with belly nuts (retained testicles), or evidence of a policy that bulls are returned to the order buyer or previous owner if that is the feedlot's policy on incoming bulls, or the feedlot has a policy to feed bulls.

Auditors must ask feedlot staff to show them their **castration equipment** if the feedlot's policy is to castrate bulls e.g. bloodless castration (bander and bands), Newberry knife, scalpel blade, burdizzo, or emasculator and ensure that this equipment is approved for cattle and is clean and in good working condition.

Pain control is required when dehorning cattle after horn bud attachment (after 2-3 months of age). The auditor should interview staff and inquire if pain medication is used when dehorning cattle and what product is given. Use of medication can be confirmed by reviewing processing and/or treatment records and examining the drug room for the medication. The auditor should review the feedlot's documented **Dehorning Protocol** and ensure it contains a statement on the use of pain medication. As well, the auditor must observe the **dehorning equipment** to ensure it is approved for use in cattle (e.g. wires and wire handlers, Keystone dehorner, gougers/scoops, saws), and see if they are clean and in good repair. When observing cattle in pens, there must be no cattle with bleeding and/or broken horns.

If the feedlot brands cattle, the auditor must see the **branding equipment** and assess if it is approved for use in cattle and is in good condition and suitable for the type of branding done at the yard. If the hot branding iron is in good working condition, when the branding iron heats up, it will be gray ash in color. The branding iron must not be bent. There should be a written **Branding Protocol** describing how to use the brand. This protocol must include the statement not to brand cattle with wet hides since this will cause scalding (<https://lis-ab.com>). If there are cattle observed that the feedlot branded, check some of the cattle to see if there are large scabs on the brand (brand left on too long) and whether you can read the brand (brand will be difficult to read if the animal was not branded properly).

As per BQA guidelines, the feedlot should have a documented **Cattle Health Product Management Protocol(s)** and related records on receiving, handling, storing, and administering products. There should be inventory management of all animal health products to monitor usage and ensure appropriate drug use. Prevention and disposal of expired animal health products should be included and follow provincial regulations on such disposal.

All vaccines and drugs should be administered as per label directions and/or veterinary prescriptions. To ensure meat quality, all parenteral products for IM or SQ administration should be given in the neck area, to reduce the risk of trim and tough beef from injection site lesions. The notable exception at this time is the drug Excede®, which should be given in the base of the ear as per manufacturer's label directions.

The feedlot should have a documented **Broken Needle Protocol** to indicate what to do if an injection needle is missing or broken in an animal during processing or treating. As a minimum, if the animal will be sold to another person, the animal must be identified and the next owner, whether another producer or the processor, should be informed of the potential broken needle in the incoming animal so that appropriate steps can be taken to reduce this **food safety hazard** from reaching the beef consumer. Currently dart guns or other projectile apparatuses to administer animal health products are not considered acceptable use in a feedlot because they 1) increase the risk of broken needles, 2) increase the risk of drug residues at the injection site past the

ANIMAL HEALTH MANAGEMENT

normal label meat withdrawal period due to the large volume administered in a single injection site, and 3) increase the risk of injection site lesions affecting beef quality.

Prior to shipment of cattle to slaughter, all relevant cattle health and feeding records must be checked to ensure cattle have met or exceeded all meat drug withdrawal periods on all vaccines, pesticides, antimicrobials, and other drugs administered to them, including feed and water medications fed. There must be a documented **Shipping Protocol** that specifies these procedures and documented shipping records with a pen, lot or treatment drug withdrawal report, with a date and signature of responsible person, to verify this pre-shipment drug check to ensure there are no violative drug residues in any cattle sold for slaughter, including railers or emergency slaughters. The Shipping Protocol should also include recall procedures if an animal is accidentally shipped with a violative drug residue.

The feedlot should have a documented **Biosecurity Protocol**. This protocol should include:

- Policy and management of visitors to the feedlot
- Segregation and management procedures of sick animals i.e. sick and chronic pen management
- Cleaning or segregation of machinery and equipment used to move non-ambulatory, diseased or dead animals
- Cleaning of re-usable veterinary equipment e.g. vaccine syringes, stomach tubes
- Disposal of sharps in a sharp's container
- **Disposal of empty and expired animal health products as per provincial regulations**
- Cleaning of cattle handling facilities
- **Dead animal disposal as per provincial regulations**
- How to manage suspected foreign animal diseases (may be part of Emergency Response Plan)
- Site security
- Staff biosecurity training.

The feedlot should have a documented **Visitor Log** as part of their Biosecurity records.

The auditor must ask how the **feedlot animal health crew are trained** for their job and who conducts the training. The feedlot veterinarian or another licensed veterinarian should be involved in training feedlot staff on how to prevent, diagnose, and treat sick and injured animals, including when and how to administer approved animal health products and perform basic surgical procedures, if performed by the feedlot staff e.g. dehorning, castrating, replacing prolapses, spaying. The frequency of retraining will depend on changes in animal health protocols or increases in disease incidence potentially related to personnel issues, such as poor diagnostic skills or failing to follow vet's protocols, as well as findings of any nonconformities identified during the annual self assessment. This training may be provided in-person or through on-line training. **Animal health training records** should be available to review.

CONDITION AND HEALTH OF CATTLE IN FEEDING PENS

The auditor must assess cattle in at least **50% of the Specialty pens** within each type of specialty pen. Specialty pen types include: receiving, shipping, sick, chronic, rail, and buller pens. In some feedlots, these specialty pens may be combined pens or they may not exist. The auditor must assess at least **5% of the home feeding pens**. If the feedlot is small, then score a minimum of 5 home feeding pens if available, ensuring that you include these in addition to the specialty pens. If there are no cattle in

ANIMAL HEALTH MANAGEMENT

specialty pens, such as the receiving, shipping, buller or chronic pens, then record not observed (NO). To randomly assess 50% of the specialty pens, find out the numbers of each type of specialty pen with cattle, and systematically assess 50% of each type. For example, if the feedlot has 5 sick pens (S1 to S5), 1 buller pen, 1 rail pen, 1 chronic pen, 6 receiving pens (R1-R6) and 0 shipping pens, then systematically sample 3 sick pens (S1, S3, S5), the buller, rail, and chronic pens, and 3 receiving pens (R1, R3, R5). Ask the feedlot staff how many home feeding pens they have currently housing cattle. **To randomly assess 5% of the home feeding pens** in the feedlot, refer to pages 8 and 9 on pen selection. The specialty and home feeding pens should be assessed after the pen riders have checked the pens for sick and moribund cattle that day. All cattle within the selected pens should be assessed whilst standing and mobile to ensure reliable estimates of health conditions. The auditor should walk through the randomly selected pens with the feedlot guide, taking care for both animal and human safety. If for biosecurity or liability issues the feedlot owner will not let the auditor enter and walk through the home feeding or specialty pens with the feedlot guide to assess cattle directly, then the feedlot guide will have to move all cattle in the pen to the feed bunk and move them slowly past the auditor, so the auditor can assess cattle health and condition whilst standing in the feed alley. When assessing cattle health, the auditor will record the exceptions i.e. those with the health problem. The auditor should take measures not to double count the same animal with the same health condition.

Record the number of cattle in each home feeding pen that have the following conditions:

Extreme Tag – animal is covered in solid mud/manure on all 4 legs, underbelly, and both sides of the body above mid-rib. Solid means no or minimal hair is showing underneath.

Dead – death is confirmed by testing corneal reflexes, cessation of respiration, and other movement.

Non-ambulatory (Down) – downer animals are those that are unable or unwilling to rise, remain standing or walk unassisted.



Extreme Tag

ANIMALS NEEDING ATTENTION

Severe sickness – open mouth breathing, grunting, froth or foam around the mouth, labored breathing, loud breathing i.e. making a lot of noise when breathing.

Severe lameness – unable to bear weight on a limb or limbs; or lame in one or more limbs to the extent that it exhibits signs of pain or suffering and halted movements or a reluctance to walk even when encouraged by handler; or obvious stiffness, difficulty taking steps, an obvious limp, or obvious discomfort and lags behind normal cattle in a group. This obvious lameness could be from severe arthritis, founder, injury, footrot, toe abscesses, or hairy heel warts.

Bloat – the left flank is obviously distended so that the contour of the paralumbar fossa protrudes above the vertebral column; the entire abdomen is enlarged.

Severe injuries – broken leg, deep bleeding wounds, ripped off toe, large swellings on back and/or sides from riding/bulling.

Prolapses – rectal or vaginal or uterine prolapses.


Calving – calving heifer or cow.

Emaciated – body condition score less than 2.

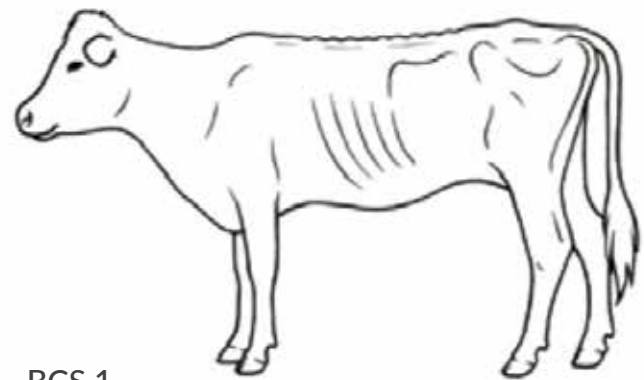
Nervous disease – ataxia (poor coordination, lack of balance), blindness, tremors, convulsions, stargazing with head tilt, uncontrolled circling, bizarre behaviors.

ANIMAL HEALTH MANAGEMENT

BCS < 2 – animal's ribs and backbones can be easily seen (see below). The severely thin attributes of these animals compromise their mobility, cause severe weakness and lead to debilitation.



BCS 2



BCS 1

BCS 2

ENTIRE ANIMAL

- Thin
- Upper skeleton prominent (vertebra, hips, pin bones)
- Muscle tissue evident, but not abundant
- Some tissue covers around the tail dock, over the hip bones and the flank

BACK BONE

- Individual vertebrae can be felt, but not as sharp
- Can't place fingers between vertebrae

SHORT RIBS

- Feel individual ribs, sharp rather than very sharp
- Identify individual ribs visually

BCS 1

ENTIRE ANIMAL

- Extremely thin
- No fat in brisket or tail docks
- All skeletal structures are visible
- No muscle tissue evident
- No external fat present
- Dull hair
- Survival during stress doubtful
- Very sharp to the touch

BACK BONE

- Individual vertebrae well defined, sharp
- Can't place fingers between each vertebrae

SHORT RIBS

- Visually prominent
- No fat present
- Very sharp to the touch

ANIMAL HEALTH MANAGEMENT | EUTHANASIA

Record the number of cattle in each specialty pen that have the following conditions:

Extreme Tag – animal is covered in solid mud/manure on all 4 legs, underbelly, and both sides of the body above mid-rib. Solid means no or minimal hair is showing underneath.

Dead – death is confirmed by testing corneal reflexes, cessation of respiration, and other movement.

Non-ambulatory (Down) – downer animals are those that are unable or unwilling to rise, remain standing or walk unassisted.



Extreme Tag

ANIMALS NEEDING EUTHANASIA OR IMMEDIATE EMERGENCY SALVAGE SLAUGHTER:

Failure to follow veterinary protocols related to timely euthanasia of distressed animals.

Examples: downer than can't get up and is not currently being treated, broken leg that is not cast or scheduled for immediate emergency slaughter, extreme labored open mouth breathing that is not currently being treated or scheduled for immediate emergency slaughter (e.g. AIP), chronically diseased or injured animal with a BCS<2 that can't get up by itself, hoof wall missing on a foot and the bone exposed, founder that can't get up by itself. Note: these animals are examples of egregious acts of neglect resulting in audit failure.

In the comment section, describe any unusual findings or reasons for finding these severely compromised and distressed animals in the pen and note if the animals are to be euthanized that day or sent for immediate emergency slaughter. If any animals are noted to be sick, injured, thin or otherwise compromised, the auditor must inform the feedlot guide and request that they be pulled and treated immediately, as per the feedlot's treatment protocol. **For those in severe distress, the auditor must record these animals and inform feedlot management immediately to determine what actions the feedlot, if any, had in place. If feedlot management is unaware of these animals and no immediate action was already predetermined for these animals, then this is an egregious act of neglect that will result in audit failure.** If possible, determine how long any non-ambulatory animals have been in this state, and compare this time period to the health protocol describing how these animals should be treated and when these non-ambulatory animals should be euthanized or sent for emergency slaughter.

Chapter 8. Euthanasia and Salvage Slaughter

The auditor must ask the staff to provide a copy of their **documented Euthanasia Protocol and Salvage Slaughter Protocol**, if the latter is applicable. **Not all feedlots have the ability to conduct emergency slaughters or access to mobile butchers or allowed by provincial regulation to do on-farm slaughters with direct sales to consumers to salvage the meat for human consumption.**

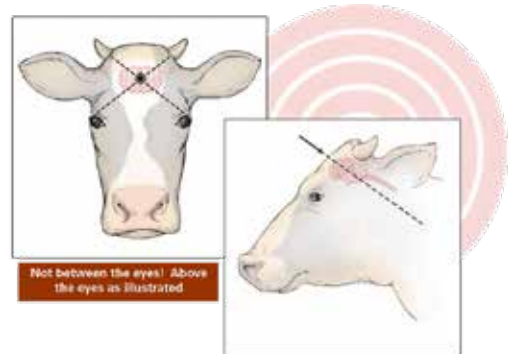
The auditor will review the euthanasia protocol and salvage slaughter protocol (if applicable) to verify that they include the following:

- requirements to **euthanize animals** in a timely manner, which is defined as euthanizing without delay cattle that:
 - are severely injured or non-ambulatory with the inability to recover or cannot be salvage slaughtered in a humane

EUTHANASIA & SALVAGE SLAUGHTER

manner without delay e.g. broken leg, unless otherwise recommended by the feedlot veterinarian;

- are unable to consume feed and water e.g. broken jaw;
 - are non-ambulatory with a BCS < 2, unless otherwise recommended by the feedlot veterinarian;
 - have severe debilitating pain and distress from chronic disease following all treatments and are unlikely to recover unless otherwise recommended by the feedlot veterinarian e.g. necrotic club foot with open infected wound, chronic bovine respiratory disease that is mouth breathing and emaciated;
 - show continuous weight loss and emaciation (BCS < 2) after following all treatments as per the feedlot veterinarian's Treatment Protocol;
 - have no prospect for improvement or are not responding to care and treatment after 2 days of intensive care unless otherwise recommended by the feedlot veterinarian;
- requirement that non-ambulatory cattle are not dragged or forced to move before euthanasia or emergency slaughter (i.e. willful act of abuse);
 - information on correct placement and direction of gun-shot or captive bolt;
 - information on how to confirm insensibility and death, including lack of blinking, lack of corneal reflex (i.e. animal doesn't blink when you touch the eyelid), widely dilated pupils, lack of respiration and heartbeat, animal unable to raise head or right itself, lack of vocalization, lack of righting reflex after animal is euthanized and hanging upside down if being moved using a loader and chain (i.e. the head should hang straight down, not arched and animal should not try to lift its head), tongue should hang straight and limply out of the mouth when the animal is hung upside down with chain on a loader after euthanized (i.e. tongue should not curl or go in and out of mouth);
 - information on what to do if the 1st shot doesn't render the animal insensible (e.g. immediately place another shot and repeat until animal confirmed dead);
 - requirement not to move cattle until confirmed dead.



The Euthanasia Protocol and Salvage Slaughter Protocol and related documents should contain enough specific examples of common conditions observed in a feedlot to provide feedlot staff with sufficient guidance to make a final decision on the course of action for each animal. In situations that are unclear on which animals to euthanize and when to euthanize or salvage slaughter an animal, the protocol should include a statement to contact the veterinarian for further advice.

Failure to euthanize a distressed animal in a timely manner (as described above) is considered an egregious act of neglect and results in an automatic audit failure.

The auditor must ask to see the euthanasia equipment. **Acceptable euthanasia equipment** is a .22 magnum gun, shotgun, high-powered rifle, or penetrating captive bolt gun. Ensure the penetrating captive bolt gun has the appropriate calibre, charge, and bolt length for animal size. A secondary method (bleeding out, pithing) may be required if the penetrating bolt device is designed only to stun the animal (Canadian Beef Code of Practice, AVMA Euthanasia Guidelines). The auditor must ask to see

CARE OF OTHER WORKING FEEDLOT ANIMALS

the **gun cleaning kit**. The feedlot must have a readily available **backup method for euthanasia** if the first gun or captive bolt is not operational e.g. second gun or captive bolt gun on site or veterinarian with euthanasia drugs readily available. The auditor should ask to see the feedlot's **training records on euthanasia and emergency slaughter** (if latter applicable). There should be a **documented list available of current feedlot personnel trained** and approved to euthanize animals. The frequency of retraining will depend on whether any nonconformities are identified at any time by feedlot management or the veterinarian while monitoring disease incidence and conformance to the Euthanasia and Salvage Slaughter Protocols, which will be reviewed at least once annually during the feedlot's self assessment.

The feedlot must dispose of dead carcasses and mobile butcher salvage slaughter byproducts e.g. head, hide, feet, guts, as per provincial regulations for dead animal disposal.

EFFECTIVE STUNNING FOR EUTHANASIA OR SALVAGE SLAUGHTER

Humane euthanasia means to kill as rapidly as possible with the least possible pain, suffering, fear and anxiety and includes to slaughter in accordance with applicable legislation (CFIA Transportation Regulations). If, during an audit, there are any animals to be stunned for on-farm or emergency slaughter or euthanized, the **auditor must assess the effectiveness of the stunning and euthanasia procedure**. The goal is to render an animal insensible after 1 shot. Insensible means the animal does not vocalize, raise its head, or blink its eyes after being shot or following administration of euthanasia drugs by a licensed veterinarian. Effective stunning with gunshot or a captive bolt gun occurs when an animal is rendered insensible with no more than 2 shots. If the first shot was unsuccessful, then a 2nd shot must be taken within a reasonable amount of time, taking into account the time to facilitate accuracy, safety and the animal's situation. If an animal is not rendered insensible immediately, then additional shots, if required must be delivered immediately. **Ineffective euthanasia is if more than 2 shots are required to render the animal insensible. If the 2nd shot is not administered in a reasonable amount of time, this is also considered ineffective euthanasia.** Note: additional shots after insensibility may be required to render the animal dead (i.e. animal does not breathe or have a heartbeat, the pupils are dilated and nonresponsive). These additional death shots are not counted here when determining the effectiveness of stunning for insensibility. When using a penetrating captive bolt gun, after insensibility, a secondary kill step, such as jugular/carotid exsanguination or pithing of the brain, may be required. (Reference: American Veterinary Medical Association Euthanasia Guidelines <https://olaw.nih.gov/avma-guidelines-2020.htm>). The animal must be immediately confirmed dead after euthanasia and before leaving or moving the animal. **Ineffective stunning for salvage slaughter or euthanasia results in automatic audit failure.**

Chapter 9. Care of Other Working Feedlot Animals

Refer to the Equine Code of Practice http://www.nfacc.ca/pdfs/codes/equine_code_of_practice.pdf

This is a **non-cattle welfare section** which reflects the culture of the feedlot operation in terms of welfare of all animals in the yard. Auditors should ask feedlot staff if they use horses or dogs to move and/or check cattle daily in the yard. If not, then record that there are no horses or dogs used in the feedlot and skip the rest of this section. If horses or dogs are used in the feedlot to move and check cattle, then complete this section.

EGREGIOUS ACTS OF NEGLIGENCE & WILFUL ACTS OF ABUSE

The auditor should assess the facilities that the feedlot horses or dogs are housed to determine if there is **adequate shelter** (natural, e.g. trees, or man-made, e.g. barn, windbreak fence) from inclement weather. If blankets are used for horses, the condition of the horse beneath the blankets should be examined at least weekly by responsible feedlot staff.

The auditor should assess the **health condition** of at least 50% of the working horses or dogs in the yard if they are easily accessible. If there are less than 5 horses or dogs, then assess all horses and dogs. Evaluate the body condition score of the animal, whether it is lame, and look for the presence of open untreated wounds. <https://www.nfacc.ca/codes-of-practice/equine>.

Chapter 10. Egregious Acts of Neglect and Willful Acts of Abuse

An egregious act of neglect or willful act of abuse against any animal at the feedlot will result in automatic failure of the feedlot audit. If any egregious acts of neglect or willful acts of abuse are noted at any time during an audit, they must be assessed and scored. **If an egregious act of neglect or willful act of abuse is witnessed by the auditor, they must immediately** report the incident to the feedlot guide, feedlot owner and manager. Although this will result in automatic failure, the audit may be completed during the on-farm visit to gather the rest of the data for the feedlot site if both the feedlot producer and Audit Client agree. Else, the audit should be discontinued and rescheduled after corrective actions have been implemented.

Egregious acts of neglect include but are not limited to: **1) failing to follow veterinary protocols related to timely euthanasia or emergency salvage slaughter of critically ill/distressed or injured animals**, **2) failing to provide daily feed to cattle within a 24 hour period**, **3) failing to assist a known calving heifer or cow in a timely manner**, **4) failing to assist a newborn calf in distress**, **5) failing to immediately assist and provide medical care to a non-ambulatory animal**, **6) failing to provide ad libitum water to cattle in their home feeding and specialty pens**, **7) failing to provide water and feed to non-ambulatory animals**, **8) failing to euthanize in a timely manner a chronically diseased or injured animal with a BCS < 2 as per veterinary health and euthanasia protocols**, **9) failing to follow veterinary protocols for timely treatment of an injured animal**, **10) euthanizing an animal and failing to immediately confirm death prior to leaving or moving the animal**, **11) loading and shipping compromised cattle without special provisions as per CFIA Transport Regulations.**

EGREGIOUS ACTS OF NEGLIGENCE & WILFUL ACTS OF ABUSE

Willful acts of abuse include, but are not limited to: 1) dragging of conscious animals by any part of their body except in the rare case where a non-ambulatory animal must be moved from a life threatening situation, 2) deliberate application of prods to sensitive parts of the animal such as the eyes, ears, nose, anus, vulva, udder, belly, feet or testicles, 3) deliberate slamming of gates on cattle unless for human safety, 4) malicious hitting/beating of an animal which includes forcefully striking an animal with a closed fist, foot or handling equipment (prod, sorting paddle or other hard/solid object) that can cause pain, bruising or injury, 5) deliberate driving of ambulatory cattle on top of one another, 6) tail docking unless on the advice of a licensed veterinarian, 7) abdominal surgery e.g. rumen fistula, C section, spaying, conducted by an unqualified untrained person or without anesthetic and analgesia, 8) rectal/vaginal/uterine prolapse replacements with suture or amputations without anesthetic or analgesia, 9) euthanasia by means other than approved guns and bullets or euthanasia drugs administered by a licensed veterinarian, 10) during euthanasia by gunshot, failing to immediately deliver additional shots if the first shot does not render the animal insensible and then dead (assuming no secondary kill step was used after rendering insensible by gunshot, such as pithing or jugular/carotid exsanguination), 11) live animal on the dead stock pile, 12) unchecked dog biting cattle in chute when cattle have nowhere to go, 13) live animal frozen to the ground, 14) branding wet cattle, 15) **loading and shipping cattle unfit for transport as per CFIA Transport Regulations.**

FEEDLOT FINAL SCORE SHEET

The auditor must summarize the points for each section of the feedlot audit. Under the Summary of Nonconformities, the auditor must record the specific program requirements that require corrective actions. It is up to the feedlot's management to determine what the corrective actions will be. See page 10 for timing to complete corrective actions for 2nd and 3rd party audits. At the end of the audit, the auditor should provide a copy of the feedlot audit report to the feedlot and audit client. For the auditor, this is the end of the audit. For the feedlot, this is the beginning of the implementation of any corrective actions noted.

ACKNOWLEDGEMENTS

We would like to thank Agri-Food Canada's Agri-Assurance Program, Solvet, Elanco, Merck, Vetoquinol, and Zoetis for ongoing support of this national program. We would like to thank the NCFA Animal Care Advisory Committee members for their time.

Current National Cattle Feeders Audit Advisory Committee Members:

- Dr. Joyce Van Donkersgoed (NCFA Project Manager),
- Dr. Karen Schwartzkopf-Genswein (AAFC co-developer),
- Paula Alexander (Tyson Foods),
- Dr. Sherry Hannon (Feedlot Health Management Services),
- Jennifer Woods (JW Livestock Services),
- John Schooten (NCFA, ACFA, CBEF).

REFERENCES

1. Code of Practice for the Care and Handling of Beef Cattle and its Scientific Review. <http://www.nfacc.ca/codes-of-practice/beef-cattle>
2. Recommended Animal Handling Guidelines & Audit Guide: A Systematic Approach to Animal Welfare. North American Meat Institute (NAMI).
3. CFIA Livestock Transportation Regulations: <https://www.inspection.gc.ca/animal-health/humane-transport/livestock-transport-in-canada/eng/1363748532198/1363748620219>
4. Transportation Code of Practice: <https://www.nfacc.ca/codes-of-practice/transportation>
5. Equine Code of Practice: <https://www.nfacc.ca/codes-of-practice/equine>
6. Alberta Brands (LIS): <https://lis-ab.com/brands/applying-brands/>
7. González, L.A., K. S. Schwartzkopf-Genswein, M. Bryan, R. Silasi and F. Brown. 2012. Relationship between transport conditions and welfare outcomes during commercial long haul transport of cattle in North America. J. Anim. Sci. 90: 3640-3651.
8. National Cattlemen's Association Beef Quality Assurance Program: <http://www.bqa.org/>
9. National Cattlemen's Association Beef Quality Assurance Program Certification Training: <https://www.bqa.org/beef-quality-assurance-certification>
10. Verified Beef Production (VBP+) training: <http://verifiedbeefproductionplus.ca/>
11. Canadian Livestock Transport Certification Program: <http://www.livestocktransport.ca/en/>
12. CFIA Livestock Transportation of Animals Program Compromised Animals Policy <https://www.inspection.gc.ca/animal-health/humane-transport/transporting-unfit-or-compromised-animals/eng/1582045810428/1582045810850>
13. Common Swine Industry Audit: <https://lms.pork.org/CommonIndustryAudit>
14. U.S. Cattle Industry Feedyard Audit: <https://www.ncba.org/feedyardaudit.aspx>
15. Canadian Feed Regulations: <https://laws-lois.justice.gc.ca/eng/regulations/SOR-83-593/index.html>
16. American Veterinary Medical Association (AVMA) Euthanasia Guidelines: <https://olaw.nih.gov/avma-guidelines-2020.htm>

APPENDIX

CANADIAN FEEDLOT AUDIT FORMS

CANADIAN FEEDLOT COMMON AUDIT TOOL

December 2023 Edition, Version 14

Transportation Audit Form: Feedlot Cattle

Date: _____

Name and auditing company: _____

Feedlot name: _____

Feedlot location: _____

Feedlot contact: _____

Temperature/weather conditions: _____

Core Criteria 1: Feedlot Transportation Policy and Cattle Receiving/Shipping Preparedness

- | | |
|--|----------|
| 1. Feedlot has a written emergency response plan, including for fed animals in transit and those injured/sick on arrival | _____ /2 |
| 2. Feedlot staff/owners are available for receiving/shipping cattle or there are posted instructions | _____ /2 |
| 3. Feedlot has extreme temperature management strategies in receiving/shipping pens | _____ /5 |
| 4. Gates in unloading/loading areas swing freely, latch securely, and have no sharp protrusions | _____ /5 |
| 5. Non-slip flooring in loading/unloading areas | _____ /5 |
| 6. Adequate lighting in loading/unloading areas | _____ /5 |

Total for Core Criteria 1: _____ /24 points

Excellent - 24 points

Acceptable - 19 points

Not Acceptable - Less than 19 points

COMMENTS FOR CORE CRITERIA 1

Core Criteria 2: Set-Up/Loading/Unloading of Trailer

For loading and unloading, score at least 1 trailer and up to 4 trailers each.

Score 1 or 0

	Loading				Unloading			
Trailer	1	2	3	4	1	2	3	4
Trailer properly aligned with loading/unloading dock to prevent head/legs from being caught in gaps								
Trailer loaded at proper density								
Incompatible animals segregated as required								
CLT or BQAT certified truckers								
Sum								

Total Score: # _____ %

Excellent - 100% average score

Acceptable - 80% average score or greater

Not Acceptable - Less than 80% average score

Target: ≥80%

Points

5/0

Cattle Handling in Loading/Unloading Area

Score 1 or 0

	Loading				Unloading				Total #		%	
Trailer	1	2	3	4	1	2	3	4	L	UL	L	UL
Core Criteria 3: # animals prodded per load.												
Core Criteria 4: # falls per load.												
Core Criteria 5: Acceptable handling tools available and utilized as needed.												

Targets

Excellent - 0% prod use unloading, <10% prod use loading, 0% falls

Acceptable - ≤10% prod use unloading, ≤25% prod use loading, ≤1% falls

Not Acceptable - >10% prod use unloading, >25% prod use loading, >1% falls

Prod Use: Unloading ≤10%; Loading ≤25%

Points

10/0

Falls: ≤1%

Points

10/0

Acceptable Handling Tools
& Use of Handling Tools: 100%

Points

10/0

Comments: (describe any inappropriate handling tools or misuse of handling tools, including inappropriate or excessive use of electric prods through truck punch holes, note reasons for prod use and falls).

TRANSPORTER ASSESSMENT

For loading (L) and unloading (UL), score at least 1 and up to 4 trailers each.

Trailer	Loading				Unloading				Total # Cattle	
	1	2	3	4	1	2	3	4	L	UL
# Head on trailer										
Trucking company										
Truck # or Trucker Name										
Type of trailer (P = pot, S = straight, F = farm)										
Cattle type (C = calves; Y = yearlings; F = fed; NF = non-fed)										

Core Criteria 6: Timeliness of Unloading

☐ not assessed

Time to Unload Newly Arrived Cattle

Start at the time the trailer arrives on the yard until the first animal steps off the trailer.

Points ≤60 minutes of arrival = 4 points 61-90 minutes = 3 out of 4 points 91-120 minutes = 2 out of 4 points ≥ 120 with reason = 1 out of 4 points ≥ 120 without reason = 0 out of 4 points
--

Trailer	1	2	3	4
Start Time				
End Time				
Points				

Total Score: # _____ %

Excellent - 95% or greater Acceptable - 85% to 94% Not Acceptable - Less than 85%
--

Target: ≥85%	Points	5/0
--------------	--------	-----

Comments:

Core Criteria 7: Timeliness of Loading

☐ not assessed

Time from when the first animal steps on trailer until loaded trailer leaves the yard.

Points
≤60 minutes of arrival = 4 points
61-90 minutes = 3 out of 4 points
91-120 minutes = 2 out of 4 points
≥ 120 with reason = 1 out of 4 points
≥ 120 without reason = 0 out of 4 points

Trailer	1	2	3	4
Start Time				
End Time				
Points				

Excellent - 95% or greater
Acceptable - 85% to 94%
Not Acceptable - Less than 85%

Total Score: # _____ %

Target: ≥85%	Points	5/0
--------------	--------	-----

Comments:

Core Criteria 8: Willful Acts of Abuse/Egregious Acts of Neglect

Any willful act of abuse/egregious act of neglect are grounds for automatic audit failure.

Willful acts of abuse include, but are not limited to: **1)** Dragging a conscious, non-ambulatory animal off truck, **2)** intentionally applying prods to sensitive parts of the animal such as eyes, ears, nose, anus or testicles, **3)** deliberate slamming of gates on cattle unless for human safety, **4)** malicious driving of ambulatory cattle on top of one another, **5)** maliciously hitting or beating an animal, **6)** animal frozen to the floor or sides of the trailer, **7) loading unfit cattle as defined per CFIA transport regulations e.g. severe lameness, injury, calving heifer/cow, uterine prolapse, severely emaciated animal (BCS<2).**

Egregious acts of neglect include, but are not limited to: **1)** failing to provide immediate medical care to cattle after unloading that are unfit or compromised cattle as defined per CFIA transport regulations e.g. severely lame/injured, calving, prolapse, severely emaciated and dehydrated, **2)** failing to euthanize a distressed non-ambulatory animal on a truck as soon as possible where recovery is unlikely or emergency salvage slaughter is not feasible e.g. broken leg, **3) loading compromised cattle without special provisions as defined per CFIA transport regulations**, **4) failing to provide safe water, feed, and rest to animals in a timely manner as per CFIA Transportation Regulations.**

Any willful act of abuse or egregious acts of neglect observed?

☐ Yes ☐ No

Comments:

Secondary Criteria from Cattle Transport Audit

Secondary Item within Core Criteria 1:

1. Shipping/receiving schedules are communicated between feedlot management and staff before the scheduled cattle are to arrive or be loaded. ☐ Yes or ☐ No

Comments: _____

Secondary Item within Core Criteria 2:

1. Nonslip flooring in trailer. ☐ Yes or ☐ No
2. Ramps are in good repair and free of obstacles with less than a 25% slope from the horizontal. ☐ Yes or ☐ No
3. Bedding is used as required. The trailer has a floor that is strewn with sufficient sand, straw, wood shavings or other bedding material to absorb and prevent the pooling or escape of water, urine and liquid manure. ☐ Yes or ☐ No
4. Cattle can stand in normal posture without contact with roof or upper deck of trailer. ☐ Yes or ☐ No
5. Protection from inadequate ventilation and weather conditions and toxic or noxious things, that would cause an animal to suffer, sustain an injury or die. ☐ Yes or ☐ No

Comments: _____

Secondary Items within Core Criteria 3, 4 and 5:

1. Total number of slips (tally slips here): _____
2. Temperament of livestock (circle one): Excitable Normal Docile
3. Did the person doing the loading/unloading do so quietly and calmly? ☐ Yes or ☐ No

Comments on the attitude and behavior of the people unloading/loading the cattle here. As an example, their temperament may be correlated to the number of slips and falls.

Secondary Item within Core Criteria 8:

1. Number of dead animals on the trailers (tally animals here): _____

Comments on animal condition:

Auditor Signature: _____ Date: _____

Cattle Transportation Audit Form – Final Scoring

Core Criteria	Total Points Available	Points or Score Achieved	Percentage Score
Core Criteria 1 Feedlot preparedness	24		
Core Criteria 2 Set-up, loading and alignment	5		
Core Criteria 3 Electric prod use	10		
Core Criteria 4 Cattle falls	10		
Core Criteria 5 Acceptable handling tools	10		
Core Criteria 6 Timeliness of unloading	5		
Core Criteria 7 Timeliness of loading	5		
Overall Points	69		
Core Criteria 8 Any egregious acts of neglect or willful acts of abuse observed?	Yes or No		Pass or Fail

Summary of Nonconformities from Primary Core Criteria that Require Corrective Actions:

Feedlot passed all secondary items: ☐ Yes or ☐ No

Notes on Secondary Items:

Auditor's Signature: _____ Date: _____

Feedlot Operator/Manager Signature: _____ Date: _____

Signatures attest that the feedlot audit was completed on that date. The feedlot operator or manager's signature does not signify agreement or disagreement with the findings of the auditor.

Canadian Feedlot Audit Tool

Date: _____ Feedlot Legal Business Name: _____

Feedlot Common Name: _____

Feedlot Legal Land Location: _____ Premise ID: _____

Feedlot Contact Name: _____ Office Phone: _____

Cell #: _____ Feedlot Fax: _____ Email: _____

Feedlot Mailing Address: _____

One-Time Capacity of Feedlot (#head): _____ Number Feeding Pens: _____

sick (hospital) pens: _____ # chronic pens: _____ # buller pens: _____ # rail pens: _____

receiving pens: _____ # shipping pens: _____

Current Cattle on Feed (#head): _____ Type of Feedlot: ☐ backgrounding ☐ finishing

Type of Cattle on Feed: ☐ calves ☐ yearlings ☐ cows ☐ bulls ☐ beef ☐ Holstein

Type of Feedlot: ☐ outdoor pens ☐ indoor barn ☐ other (describe): _____

Recent Weather (temperature, precipitation): _____

Name of Auditor: _____ Company of Auditor: _____

Auditor's Phone #: _____

Purpose of Audit: ☐ internal (1st party or self) ☐ 2nd party ☐ 3rd party

(describe): _____

Feedlot Staff Present During Audit: _____

Comments/Other: _____

Feedlot Agreed to Participate in Audit: ☐ Yes ☐ No

(comments):

Primary Core Criteria 1: Commitment to Animal Care

Feedlot has a copy or access to the most recent version of the Canadian Beef Code of Practice	2/0
Feedlot has conducted a self-assessment of its own feedlot animal health and welfare, food safety, and beef quality management system within the last year and has supporting documentation	2/0
Feedlot has a written animal care emergency response plan	2/0
Feedlot has completed a BQA (Beef Quality Assurance) certification training program within the last 3 years	5/0

Comments:

Points _____ /11

Primary Core Criteria 2: Feedlot Facilities

Feedlot cattle have access to areas, either natural or man-made, that provide relief from inclement weather that is likely to create a serious risk to cattle welfare	5/0
Feedlot has equipment and facilities to safely handle, restrain, treat, and segregate cattle, including nonslip floors and gates in handling areas that swing freely, latch securely, and have no sharp protrusions. Handling equipment includes chute, snake, tub or bud box and bloat/calving chute	5/0
Adequate lighting is provided in cattle handling areas	5/0
For indoor feedlot pens, indoor air quality and ventilation are maintained and there are no indicators that ammonia levels are > 25 ppm	5/0/NA

Comments:

Points _____ /15 outdoor/20 indoor

Primary Core Criteria 3: Cattle Handling

Feedlot staff is trained on low stress cattle handling techniques	5/0
Feedlot has training records on low stress cattle handling	2/0

Comments:

Points _____ /7

CC. 3 Cattle Handling at Chute

Assess 1/3rd of cattle at each location: chute, snake, and tub or bud box. Do not assess the same animal repeatedly at multiple locations.

Count at least 100 head or at least 1 hour –SCORE DURING ACTIVE HANDLING

Animal can only be scored once per category.

Assessment codes – mark 1 in boxes to right if condition found

Miscaught (M)	caught/restrained with head NOT fully outside of chute head bars OR body from the shoulders backwards NOT within chute OR next animal caught in tail/back gate AND not released immediately			
Vocalizer (V)	any audible vocalization (moo, bellow) during chute handling (not related to a processing activity)			
Prod (P)	touching an animal with a prod (whether or not discharge of electrical current)			
Prod Misuse (PM):	prod use with nowhere to go OR prod use without attempting to move using alternative means OR repeated and excessive prod use			
Falls (F)	body (head, belly, brisket) touches the floor			
	#	%	Target	Points
Miscaught (M)			0%	10/0
Vocalizer (V)			≤15%	10/0
Prod (P)			≤10%	10/0
Prod Misuse (PM):			0%	10/0
Falls (F)			≤2%	10/0
Acceptable handling tools available and used appropriately	Yes or No		Yes	10/0
Total Points	/60			

Comments: Record any slips, racing or jumping. Record where falls/slips occur; suspected reason for vocalizing e.g. hydraulic pressure too high in chute, miscaughts in chute (with release), sharp edges in facility; reason for jumping/racing e.g. prod use, belly bar in chute, dog biting animal, inappropriate handling equipment or inappropriate use of appropriate handling tools; reasons for electric prod misuse, and patterns of repetitive poor cattle handling behavior.

✓	M	V	P	PM	F	✓	M	V	P	PM	F
1						51					
2						52					
3						53					
4						54					
5						55					
6						56					
7						57					
8						58					
9						59					
10						60					
11						61					
12						62					
13						63					
14						64					
15						65					
16						66					
17						67					
18						68					
19						69					
20						70					
21						71					
22						72					
23						73					
24						74					
25						75					
26						76					
27						77					
28						78					
29						79					
30						80					
31						81					
32						82					
33						83					
34						84					
35						85					
36						86					
37						87					
38						88					
39						89					
40						90					
41						91					
42						92					
43						93					
44						94					
45						95					
46						96					
47						97					
48						98					
49						99					
50						100					
Σ						Total					
	M	V	P	PM	F		M	V	P	PM	F

Primary Core Criteria 4: Nutrition and Feed Management Program

Feedlot works with a nutritionist and/or veterinarian to ensure rations meet the nutritional requirements of all cattle, including requirements for feeding during inclement weather, and how to reduce the risk of digestive disorders, such as grain overload and bloat	10/0
Feedlot has a written feeding program as required by CFIA Feed Regulations, which includes, but is not limited to mixer tests, scale testing, medicated equipment cleanout and/or segregation procedures, management of flush materials, feed recall procedures, prohibition on receiving and feeding prohibited materials i.e. banned ruminant meat/bone meal, segregation procedures for feeds of other species	10/0
Feeding records are documented as per CFIA Feed Regulations, including ration formulations, batch mix sheets, feed delivery sheets, veterinary feed prescriptions, medicated feed equipment cleanout procedures, mixer validation tests, scale calibration records	10/0
Feedlot has a training program for feed staff	5/0

Comments:

Points _____ /35

Primary Core Criteria 5: Animal Health Management

Feedlot cattle are identified with a CCIA/ATQ RFID ear tag or USDA EID tag and missing tags are replaced	10/0
Feedlot has a valid veterinary-client-patient relationship (VCPR) with a licensed provincial practitioner to ensure animal health and care and responsible animal health product use and food safety	10/0
Feedlot has a documented Antimicrobial Stewardship Protocol/Policy that was developed with their veterinarian to ensure responsible drug use, monitoring, and continual improvement	2/0
Feedlot has a documented Processing Protocol describing all procedures for new incoming cattle, including animal identification, vaccinations, deworming/lice treatment, implanting (if done), metaphylactic drugs (if used), branding (if done), dehorning (if done), castrating (if done), pregnancy checking or aborting (if done), weight sorting, and any other procedures	2/0
Feedlot has documented Treatment Protocol developed by their veterinarian. Treatment Protocol includes: <ul style="list-style-type: none"> Requirement to monitor cattle on an ongoing basis and provide prompt treatment or care How to prevent, treat, control, and manage common disease and health problems in feedlot cattle, including but not limited to respiratory disease, lameness including non-ambulatory cattle, injuries, bloats, grain overloads, bullers, pregnant and calving heifers or cows, heat stress, newborn calves, broken horns, castration infections, prolapses What to do if an animal doesn't respond to initial treatment, including how to treat relapses (reoccurrences), and when to euthanize or cull animals 	2/0
Feedlot has a written Chronic and Railer Protocol on how to manage chronically ill animals and railers	2/0

Primary Core Criteria 5: Animal Health Management (continued...)

Feedlot has a written protocol which is well understood by staff on how to promptly and properly handle non-ambulatory cattle	2/0
Feedlot has a written protocol how to promptly and properly handle seriously injured cattle e.g broken leg	2/0
Feedlot cattle are observed daily for health, sickness, and injuries by trained competent staff	2/0
Feedlot has individual animal or group processing records (vaccination, implanting, deworming)	2/0
Feedlot has individual animal treatment and mortality records, and veterinary prescriptions for all prescription drugs, including those in the feed and water	2/0
If performance enhancing technologies (e.g. implants, beta-agonists) are used, they are used as per label directions and/or veterinary prescriptions	10/0/NA
Feedlot management and/or veterinarian monitor drug usage and disease rates and the veterinarian is notified to investigate any unusual or high disease occurrences (treatment, death) and/or drug use; advising the producer how to reduce losses by examining animals and reviewing existing biosecurity, health (treatment, mortality), and feeding protocols and records	5/0
Feedlot has a documented Cattle Health Product Management Protocol and records for the receiving, handling, administration (as per BQA guidelines), storage, and inventory management of animal health products	2/0
Feedlot has a Broken Needle Protocol and related records to ensure the next owner of cattle, another producer or processor, is informed of a potential broken needle in an incoming animal to ensure beef safety	10/0
If feedlot staff replace rectal/vaginal/uterine prolapses, spay heifers, or perform other surgical procedures, pain control is used, and the procedure is performed by trained, competent staff	10/0/NA
Feedlot has a written Surgical Protocol with pain control for all surgical procedures performed by feedlot staff, including but not limited to spaying, rectal, vaginal and uterine prolapse repair, claw amputations, rumen fistula; else they have veterinary visit reports for such surgical procedures.	2/0
If the feedlot feeds heifers and they aborts them, it has a written Abortion Protocol	2/0/NA
If feedlot feeds heifers and they are not spayed, it has a documented Calving Protocol and Newborn Calf Management Protocol	2/0/NA
If the feedlot castrates bulls, they use pain control for bulls older than 6 months of age	10/0/NA
If the feedlot castrates bulls, they have approved, well maintained equipment for castrating	5/0/NA
If the feedlot dehorn cattle, they use pain control when dehorning cattle, in consultation with their veterinarian	10/0/NA
If the feedlot dehorn cattle, they have approved, well maintained equipment for dehorning or tipping horns	5/0/NA
If the feedlot brands cattle, cattle hides are dry when branded, and cattle are branded by trained people using approved, well maintained equipment for branding cattle	5/0/NA
Feedlot has a Shipping Protocol that specifies procedures to ensure that no cattle are shipped to slaughter with violative drug residues	10/0
Feedlot has shipping records to verify that all shipped cattle, including railers and emergency slaughters, are checked and pass drug withdrawal periods prior to shipment to slaughter, to ensure beef safety	10/0

Primary Core Criteria 5: Animal Health Management (continued...)

<p>Feedlot has documented Biosecurity Procedures, which includes:</p> <ul style="list-style-type: none"> • Policy and management of visitors to the feedlot • Segregation and management procedures of sick animals i.e. sick and chronic pen management • Cleaning or segregation of machinery and equipment used to move non-ambulatory, diseased or dead animals • Cleaning of re-usable veterinary equipment e.g. vaccine syringes, stomach tubes • Disposal of sharps in a sharp's container • Disposal of expired animal health products as per provincial regulations • Cleaning of cattle handling facilities • How to manage suspected foreign animal diseases (this may be included in the Emergency Response Plan instead) • Disposal of dead animals as per provincial regulations • Site security • Staff biosecurity training 	2/0
Feedlot has a Visitor Log as part of their Biosecurity Program	2/0
Feedlot has an animal health and biosecurity training program for staff developed and implemented by a licensed veterinarian	5/0

Comments:

Points _____ /86-145

Primary Core Criteria 6: Environment

Feedlot has a pen surface maintenance protocol, which includes removal of manure from feedlot pens at least once annually.	2/0
Feedlot has pen surface maintenance records.	2/0

Comments:

Points _____ /4

Primary Core Criteria 4, 5 and 6: Feed Management, Animal Health Management, and Environment

Score at least 5% of the home feeding pens, and 50% of the specialty pens. If there are < 5 home feeding pens in the feedlot, assess all pens. Select pens as per Introduction, pages 8 and 9. Assess all cattle in the pen after the pen-riders have checked, pulled and treated sick cattle for the day. For sick and chronic pens, only score those animals in the pen that are an egregious act of neglect or willful act of abuse that need euthanasia or immediate emergency slaughter (see pages 26-29 for definitions). Describe in comments.

				CC4. Feed	CC4. Feed	CC6. Environment	CC6. Environment	CC5. Animal Health Management Number of Cattle Observed with Condition				
Type	Pen #	# Head	DOF	Feed	Water	Properly Stocked	Clean Pen	Extreme Tag	Dead	Down	Animals Needing Attention	Comments
Feeding				1/0	1/0	1/0	1/0					
Feeding				1/0	1/0	1/0	1/0					
Feeding				1/0	1/0	1/0	1/0					
Feeding				1/0	1/0	1/0	1/0					
Feeding				1/0	1/0	1/0	1/0					
Feeding				1/0	1/0	1/0	1/0					
Feeding				1/0	1/0	1/0	1/0					
Receiving “Specialty Pens”				1/0	1/0	1/0	1/0					
Shipping “Specialty Pens”				1/0	1/0	1/0	1/0					
Total #												
Specialty Pens	Pen #	# Head	DOF	Feed	Water	Properly Stocked	Clean Pen	Extreme Tag	Dead	Down	Animals Needing Euthanasia or Immediate/Emergency Slaughter*	Comments
Sick				1/0	1/0	1/0	1/0					
Sick				1/0	1/0	1/0	1/0					
Sick				1/0	1/0	1/0	1/0					
Sick				1/0	1/0	1/0	1/0					
Chronic				1/0	1/0	1/0	1/0					
Rail				1/0	1/0	1/0	1/0					
Buller				1/0	1/0	1/0	1/0					
Total #												

In small feedlots, the sick, chronic and rail pens may be combined so score at least 50% of these pens if available with cattle. Receive points if condition met e.g. clean pen = 1, properly stocked = 1. For CC5. Animal Health Management record the number of animals with the condition e.g. 1 Down, 2 Animals Needing Attention.

*egregious act of neglect

Category	Description
Feed	Feed available at least once daily in-home feeding pens
Water	Access to water at all times in-home feeding and specialty pens, including sick, chronic, railer, buller, receiving and shipping pens (no water required in temporary holding pens)
Properly Stocked	All cattle can adopt normal resting postures at the same time (consider usable space)
Clean Pens	There is no extreme mud in pens i.e. extreme mud is > 4" over the fetlock/mid-cannon bone/~12" above ground) for > 1/3 of pen floor (excluding area for feed bunk, water trough and bedding pack)

Primary Core Criteria 4 and 6: Feeding and Environment Targets

Points if meet target	
Feed: 100% (feed must have been provided within the last 24-hour period)	10/0
Water: 100% (water must have been provided in feeding pens at all times)	10/0
Properly Stocked: ≥90%	10/0
Clean Pens: ≥70%	5/0

Comments: (Describe reasons feed may be absent in bunk, any reasons why cattle may not be able to reach feed, as well as bunk conditions. Feed must have been provided within a 24-hour period or this is an egregious act of neglect. Water must be provided at all times in feeding and specialty pens; else, this is an egregious act of neglect. Additionally, if any non-ambulatory animals are noted, they must be provided with water. The only exception to providing water at all times is when cattle are temporarily housed in holding pens for a few hours e.g. re-implanting or weight sorting cattle. Describe any special circumstances to explain muddy pen conditions or taggy cattle e.g. weather conditions, and if pen conditions make it difficult for cattle to access feed and water or find a dry resting area. Note any efforts underway to clean pens. Describe any reasons cattle may have difficulty reaching feed or water.)

Primary Core Criteria 5: Health Condition of Animals in Pens

Points if meet target	
HEALTH TARGETS IN FEEDING PENS (HOME, RECEIVING, SHIPPING):	
Down (non-ambulatory): 0%	10/0
Extreme Tag: ≤10%	10/0
Dead: 0%	10/0
Animals needing attention: ≤1%	10/0

Total: _____ /40

Points if meet target	
HEALTH TARGETS IN SPECIALTY PENS (SICK, CHRONIC, BULLER, RAILER):	
Down (non-ambulatory): ≤1%	10/0
Extreme Tag (Extreme): ≤10%	10/0
Dead: 0%	10/0

Total: _____ /30

Animals needing euthanasia or immediate emergency slaughter: 0%

Pass or Fail (Egregious Neglect)

Comments: describe how long animals have been non-ambulatory or any extenuating circumstances to explain what you observe; do they have an action plan to deal with the adverse situation, including timeframe for resolution. Are they following the veterinarian's health protocols on how to treat and manage these animals. If the auditor notices any severely compromised animals above, the auditor must inform the feedlot immediately and request they deal with them appropriately.

Primary Core Criteria 7: On-Farm Humane Stunning/Euthanasia of Feedlot Cattle

Feedlot has a documented Euthanasia Protocol and Emergency Slaughter/Salvage Slaughter Protocol (if latter applicable). The protocol includes requirements to euthanize or cull for salvage slaughter without delay, cattle that: <ul style="list-style-type: none"> • Are unlikely to recover • Fail to respond to treatment and convalescent protocols • Have chronic, severe, or debilitating pain and distress • Are unable to consume feed and water • Show continuous weight loss or emaciation • Are non-ambulatory and nonresponsive for more than 24 hours unless otherwise ordered treatment by feedlot veterinarian 	2/0
Feedlot's documented Euthanasia Protocol and Emergency Slaughter/Salvage Slaughter Protocol (if latter applicable) include: <ul style="list-style-type: none"> • Requirement that non-ambulatory cattle are not dragged (i.e. willful act of abuse) or forced to move prior to stunning for emergency slaughter or euthanasia • Information on the correct placement and direction of a gun-shot or captive bolt • Information on how to confirm insensibility and death • Information on what to do if the first attempt doesn't render the animal insensible • Requirement not to move or leave the animal until confirmed dead 	2/0
Feedlot has acceptable stunning and euthanasia equipment for feedlot cattle. (Note: acceptable stunning and euthanasia equipment for feedlot cattle include a 22 magnum or larger caliber rifle, shotgun or penetrating captive bolt gun with secondary kill step if required)	10/0
Feedlot has ample and appropriate ammunition (properly stored) to euthanize or stun for emergency slaughter feedlot cattle at all times	10/0
Feedlot has a back-up method on premises or readily available if gun doesn't work or breaks e.g. second gun	10/0
Feedlot has a cleaning kit to maintain the stunning and euthanasia equipment	5/0
Feedlot has a record listing personnel trained and approved to euthanize animals	2/0
Feedlot has documented Carcass Disposal Protocol and records	2/0
Feedlot disposes of carcasses as per provincial regulations	10/0

Comments:

Points _____ /53

Effective Stunning and Euthanasia

Cattle Available to Assess: ☐ Yes or ☐ No

During an on-site audit, if there are any animals being stunned for salvage slaughter or euthanized by gunshot, score the effectiveness of the stunning. When evaluating the effectiveness of stunning, the auditor monitors whether or not an animal is rendered insensible with a single shot. Insensibility means the animal does not vocalize, raise its head, or blink its eyes. If an animal is not rendered insensible immediately, then a second and third shot, if required, must be delivered immediately. If more than 2 shots are required to render the animal insensible or the operator does not deliver additional shots in a timely manner, taking into account the accuracy of the shot and human safety, to render the animal insensible, then stunning for insensibility is considered ineffective. Note: additional shots after insensibility may be required to render the animal dead and those shots are not counted here when determining the effectiveness of stunning for insensibility. The animal must be confirmed dead prior to movement.

Cattle available to assess?	Y/N	1	2	3	4	5
Effective stunning and euthanasia		1/0	1/0	1/0	1/0	1/0

Effective Stunning: Total: # _____ % _____

Target: ≥90%

Pass or Fail (Egregious Neglect)

Comments:

Primary Core Criteria 8: Egregious Acts of Neglect or Willful Acts of Abuse

Any egregious act of neglect or willful act of abuse that is observed in the feedlot are grounds for automatic audit failure.

Egregious acts of neglect include but are not limited to:

- **Failing to follow veterinary protocols related to timely euthanasia of critically ill/distressed or injured animals,**
- Failing to confirm death after euthanasia and prior to leaving and movement of the animal,
- Failing to euthanize a chronically diseased or injured animal with a BCS < 2 as per veterinary health and Euthanasia Protocols,
- Failing to follow veterinary protocols for timely treatment of an injured animal,
- Failing to provide daily feed to cattle within a 24-hour period,
- Failing to provide ad libitum water to cattle in home feeding pens,
- Failing to provide water to non-ambulatory animals,
- Failing to assist a known calving heifer or cow in a timely manner,
- Failing to assist a newborn calf in distress,
- Failing to immediately assist and provide medical care to a non-ambulatory animal,
- Failing to provide immediate medical assistance to an unfit or "compromised" animal unloaded from a livestock truck, as defined per CFIA Transportation Regulations, and
- **Loading a "compromised" animal without special transport provisions, as per CFIA Transportation Regulations.**

Willful acts of abuse include, but are not limited to:

- Dragging of conscious animals by any part of their body except in the rare case where a non-ambulatory animal must be moved from a life-threatening situation,
- Deliberate application of prods to sensitive parts of the animal such as the eyes, ears, nose, anus, vulva, udder, or testicles,
- Deliberate slamming of gates on cattle unless for human safety,
- Malicious hitting/beating of an animal which includes forcefully striking an animal with a closed fist, foot, handling equipment e.g. sorting paddle or other hard/solid objects that can cause pain, bruising or injury,
- Deliberate driving of ambulatory cattle on top of one another,
- Tail docking unless on the advice of a licensed veterinarian,
- Abdominal surgery e.g. rumen fistula, C section, spaying, conducted by an unqualified untrained person without anesthetic and analgesia,
- Rectal/vaginal/uterine prolapse replacements with suture or amputations without anesthetic or analgesia,
- Euthanasia by means other than approved guns and bullets or euthanasia drugs administered by a licensed veterinarian,
- During euthanasia by gunshot, failing to immediately deliver additional shots if the first shot does not render the animal insensible and then dead (assuming no secondary kill step was used after rendering insensible by gunshot, such as pithing or jugular exsanguination),
- Live animal on the dead stockpile,
- Unchecked dog biting cattle in chute with cattle having nowhere to go,
- Live animal frozen to the ground,
- Branding wet cattle,
- **Loading cattle unfit for transport as per CFIA Transport Regulations.**

Observed: ☐ Yes ☐ No

YES = AUTOMATIC AUDIT FAILURE

Comments on any egregious acts of neglect or willful acts of abuse observed (if any)

Secondary Criteria

Secondary Item within Core Criteria 1: Feedlot Commitment to Animal Care

1. Feedlot has a written animal care policy ☐ Yes or ☐ No

Secondary Items within Core Criteria 2: Facilities

1. For indoor feedlot pens, supplementary light is provided to cattle that do not have access to natural light to facilitate normal behavior (can you see in barn?) ☐ Yes or ☐ No
2. Nursing heifers/cows and newborn calves are provided with an environment that is safe and clean for calving and promotes calf survival ☐ Yes or ☐ No

Comments on facilities: _____

Secondary Items within Core Criteria 3: Cattle Handling

1. Total number miscaught in chute and immediately released (tally here): _____
2. Total number of slips (tally slips here): _____
3. Total number of cattle jumping and racing (tally jumping and racing here): **Jumping** _____ **Racing** _____
4. Temperament of cattle (circle one): **Excitable** **Normal** **Docile**
5. Did the persons handling the cattle do so quietly and calmly? ☐ Yes or ☐ No

Comments on attitude and behavior of people handling cattle: _____

Secondary Items within Core Criteria 4: Nutrition and Feed Management Program

1. Feedlot has a documented feeding protocol that includes: ☐ Yes or ☐ No
- a. How to gradually transition cattle from high-forage to high-energy rations to avoid abrupt dietary changes and reduce the risk of nutrition-induced disorders, such as grain overload, liver abscesses, and bloat (describes ration changes, there is more than 1 ration)
 - b. How to ensure sufficient forage/fiber in high-energy rations to avoid digestive disorders, such as grain overload, and bloat, and reduce secondary liver abscesses
 - c. How to adjust rations when feed intake is disrupted by events such as storms, power outages, mill or truck breakdowns, or sudden major ingredient changes
 - d. How to monitor cattle behaviour, performance, body condition score, and health; adjusting rations accordingly
 - e. How to assess water quality and quantity and adjust as needed
2. Feedlot monitors feed bunks daily to assess prior consumption and adjust feeding accordingly, taking into account weather changes (i.e. feed bunk call and delivery sheets) ☐ Yes or ☐ No
3. Feedlot has training records for feed staff ☐ Yes or ☐ No
4. Feedlot takes steps to prevent exposure to toxins and feed with adverse physical qualities that limit intake or cause injury e.g. inspects incoming feeds, tests suspect feed ☐ Yes or ☐ No
5. Feed in bunks is of poor feed quality (frozen, moldy, foreign material, full of snow) ☐ Yes or ☐ No
6. Water in water bowls is of poor water quality (frozen, hot, sludgy) ☐ Yes or ☐ No

Comments: _____

Secondary Items within Core Criteria 5: Animal Health Management

1. Feedlot has a documented Castration Protocol, including for retained testicles (belly nuts), developed by their veterinarian that includes use of pain control or a policy to return bulls to seller or a policy to feed intact bulls ☐ Yes or ☐ No ☐ NA
2. Feedlot has a documented Dehorning Protocol developed by their veterinarian that includes use of pain control ☐ Yes or ☐ No ☐ NA
3. Feedlot has a documented Branding Protocol ☐ Yes or ☐ No ☐ NA
4. Feedlot has animal health training records ☐ Yes or ☐ No

Comments:

Secondary Items within Core Criteria 7: Euthanasia

1. Feedlot has employee training records on euthanasia and emergency slaughter of feedlot cattle. ☐ Yes or ☐ No

Comments:

Secondary Item: Care of Other Working Animals in the Feedlot

*** non-cattle welfare section

1. Feedlot uses horses to monitor or move cattle ☐ Yes or ☐ No
2. Feedlot uses dogs to move cattle ☐ Yes or ☐ No

If yes to 1 or 2, then answer the questions below:

1. Feedlot horses/dogs are provided with feed and water daily (within 24-hour period) ☐ Yes or ☐ No
2. Feedlot horses/dogs are provided with shelter to protect them from extreme inclement weather that would affect their welfare ☐ Yes or ☐ No
3. Feedlot horses/dogs are in good body condition (BCS > 2), appear healthy and sound (i.e. no lameness), and have no open untreated wounds ☐ Yes or ☐ No

Feedlot's Final Score of their Audit

Primary Core Criteria	Points Available	Points Achieved	Percentage Score %
Feedlot participation in audit	-	PASS/FAIL	-
1. Feedlot's Commitment to Animal Care	11		
2. Facilities	15 outdoor 20 indoor		
3. Cattle Handling	67		
4. Nutrition and Feed Management	55		
5. Animal Health Management	156-215 pending NA		
6. Environment	19		
7. Euthanasia	53		
7. Effective Stunning and Euthanasia	-	PASS/FAIL/Not Observed	-
8. Egregious Acts of Neglect or Willful Acts of Abuse	-	PASS/FAIL	-
Total Points	376-440 pending NA		

Feedlot passed all primary core criteria: Yes _____ No _____

Summary of Nonconformities from Primary Core Criteria that Require Corrective Actions:

Feedlot passed all secondary items: Yes _____ No _____

Notes on secondary items:

Auditor's Signature: _____ Date: _____

Feedlot Operator/Manager Signature: _____ Date: _____

Signatures attest that the feedlot audit was completed on that date. The feedlot operator or manager's signature does not signify agreement or disagreement with the findings of the auditor.