

CANADIAN FEEDLOT ANIMAL CARE ASSESSMENT PROGRAM

Instructions, Standards and Common Audit Tool

December 2018 Edition, Version 6

Published by:



The content of the Canadian Feedlot Animal Care Assessment program has been independently reviewed by the National Farm Animal Care Council and found to have met all requirements outlined in Canada's Animal Care Assessment Framework. This national framework was developed by consensus among multiple stakeholders and sets a credible process for developing animal care assessment programs based on Codes of Practice.



TABLE OF CONTENTS

Introduction.....	3
Chronology of Changes and Updates	4
Assessment or Audit Process	5
Chapter 1. Feedlot’s Commitment to Animal Care	10
Chapter 2. Transportation Practices	12
Chapter 3. Facilities	17
Chapter 4. Cattle Handling	18
Chapter 5. Nutrition and Feed Management Program	19
Chapter 6. Environment	20
Chapter 7. Animal Health Management	21
Chapter 8. Euthanasia	26
Chapter 9. Other Feedlot Working Animals	28
Chapter 10. Egregious Acts of Neglect and Willful Acts of Abuse	28
Acknowledgments	30
References	31
Appendix: Common Feedlot Audit Tool.....	32

INTRODUCTION

The National Cattle Feeders Association (NCFA) represents Canadian cattle feeders on national issues such as growth and sustainability, competitiveness, and industry leadership. One of the principles of sustainable beef production is animal health and welfare (<http://grsbeef.org/DRAFTprinciples>). Globally sustainable beef producers are socially responsible; they respect and manage animals to ensure health and welfare.

In 2013, the Canadian beef industry updated the Code of Practice for the Care and Handling of Beef Cattle following the National Farm Animal Care Council's (NFACC) process (<https://www.nfacc.ca/>). The Beef Code contains national guidelines for the care and handling of beef cattle in Canada and serves as the industry's understanding of animal care requirements and recommended practices (<https://www.nfacc.ca/codes-of-practice/beef-cattle>). To build confidence throughout the value chain, the NCFA developed the following Canadian Feedlot Animal Care Assessment Tool with our customers to help feedlot producers demonstrate implementation of good animal care and handling practices on farm.

This is a national voluntary feedlot animal care assessment program in Canada. The NCFA is committed to an assessment program that is credible, easy to understand, simple to conduct and recognized and utilized by our processors and customers. This assessment and audit tool is designed to help Canadian feedlot producers demonstrate their commitment to animal care and handling and to continuous improvement in animal health and welfare; a mission of globally sustainable beef production.

For the purposes of this program, a feedlot is defined as a feeding operation where cattle are fed for backgrounding and finish in a confined area. This document details measureable, objective criteria that can be used to evaluate the care and handling of beef cattle in Canadian feedlots. Improving animal care and handling results in better health, performance, and carcass attributes of cattle and optimizes labor efficiency. Thus, a strong economic incentive exists for feedlot producers to continually improve the care and handling of their feedlot cattle. Ensuring animal welfare is also the right thing to do! Feedlot producers recognize their obligations to build and maintain the trust of customers and the public in their beef products and production practices. This national animal care assessment program will help promote customer and consumer confidence in feedlot production in Canada.

In 2014, an NCFA Animal Care Advisory Committee of industry stakeholders - including producers, federal and international processors, retailers, veterinarians, welfare scientists and ethologists, PAACO (Professional Animal Auditor Certification Organization) auditors, and industry representatives was convened and tasked to develop a workable, credible and affordable common animal care assessment and audit tool for the Canadian feedlot industry that could be used by both feedlot producers and processors to provide assurances to customers on feedlot animal care and handling.

This document was developed following a review of the 1) requirements in the Canadian Beef Code of Practice, 2) global and Canadian beef sustainability indicators and criteria, and 3) existing animal care assessment or audit programs, such as the North American Meat Institute's Animal Handling Guidelines and Audit Guide, the National Cattlemen's Beef Association's Beef Quality Assurance (USA-BQA) Program, the Canadian Certified Livestock Transporters (CLT) program, and the Common Swine Industry Audit (USA). The Advisory Committee balanced scientific evidence, ethics, and economics with their knowledge of feedlot beef production during its deliberations on what criteria to include, and how to assess these criteria objectively and consistently. Pilot tests and benchmark studies were conducted in 34 feedlots of varying size across Canada to ensure the audit tool was practical, objective, and measurable. As new information becomes available from animal welfare research and audit findings from feedlot audits, the Advisory Committee will review and update this national feedlot animal care assessment tool. Outcome based targets and the scoring system will be refined over time as the feedlot industry implements this program and learns what is practically and economically achievable. It is the Canadian feedlot industry's commitment to review this voluntary animal care assessment program (at minimum annually) and to keep it current as new practices and information become available.

CHRONOLOGY OF CHANGES AND UPDATES

The Canadian Feedlot Animal Care Assessment Guide and Common Feedlot Audit tool is a living document that seeks to continually improve, utilizing new research, industry practices and practical feedback from producers and industry technical experts, such as veterinarians, animal scientists, and ethologists. The 2015 version was the first version of the feedlot audit guide. Subsequently, additional benchmark pilot studies were done in numerous feedlots across Canada after the first release of the audit tool. As well, during the development of the curriculum of the PAACO Auditor training program, industry experts in both feedlot welfare and production management and auditor training from Canada and the USA pilot tested the auditor training program and audit tool in feedlots.

As a result of the benchmark pilot testing in feedlots and PAACO auditor training curriculum development and testing, the transportation section of the feedlot audit was formatted into a stand-alone audit checklist. This was to deal with the challenge of evaluating transportation in small feedlots, where transportation rarely occurs, and to allow for additional audits on transportation alone, if there was a need. This formatting closely follows the NAMI Animal Care and Handling Guidelines and Audit Guide, with the transportation audit checklist separate from the processing plant audit checklist. Additional changes included reducing the prod use target from 25% to 10% for unloading to ensure consistency with the NAMI transport audit tool. The feedlot audit has always tried to ensure consistency in the transportation audit requirements with the PAACO certified NAMI processors audit guide, since it is similar trucks and cattle that leave the feedlot which enter the processing plant.

Additional changes to the audit tool included sorting existing outcomes or criteria within each section into primary core criteria and secondary items within core criteria. Primary core criteria are outcomes that are very objective, ensuring consistent auditor findings. Secondary items within core criteria are outcomes that are more subjective in nature; thus, more difficult for auditors to assess and ensure consistent scores amongst different auditors. Primary core criteria are scored and tallied for a final audit score, whilst secondary items are recorded as yes or no, to allow for continual improvement in feedlots.

The sampling size and sampling method was revised based on feedback from the PAACO Board and PAACO Auditor Development Committee. Random pen sampling is now used instead of systematic pen sampling to reduce the risk of bias and simplify the pen selection process for auditors. The sample size required to assess home feeding pens was adjusted to ensure a sufficient sample size to reliably detect targets within welfare outcomes whilst reducing audit time, to ensure the audit could be completed within a reasonable time and cost for the beef industry.

Health outcomes were refocused in the home feeding pens into “animals needing attention”, and in the sick, chronic and rail pens into “animals needing euthanasia or immediate salvage slaughter”. This was to ensure that those items critical to animal welfare were being assessed objectively and consistently amongst auditors to ensure improvements in animal welfare.

In the euthanasia section on effective stunning, the outcome was clarified and the acceptable score was changed from 3 shots to 2 shots for effective stunning to insensibility, whilst allowing additional shots to ensure death. This was to deal with concerns on public impressions if more than 2 shots was allowed for stunning to insensibility. The target was reduced to 90% given the practical realities of stunning and euthanizing cattle in a feedlot where cattle may be mobile in a feeding pen during the stunning procedure. It is much more difficult to stun cattle with a single shot if the animal can move around in a pen, where it is typically stunned in a feedlot, compared to stunning an animal confined in a knock box at a processing plant.

ASSESSMENT OR AUDIT PROCESS

AUDIT OBJECTIVES

Assessments or audits represent an independent documented review in a “snapshot of time” of a feedlot’s management system to verify that it conforms to specific requirements. This audit standard establishes the criteria that any on-farm feedlot audit should include to be recognized by processors and customers as comprehensive and credible. This audit standard allows processors and customers to verify that a feedlot is in conformance with established requirements for feedlot cattle care. This national feedlot animal care assessment/audit tool provides feedlot managers and employees with information to help them assess and continually improve animal care and handling in their yards. It is recommended that feedlots conduct self-assessments or 1st party audits at least once annually, and more frequently if problems are identified, to verify that their corrective actions have been successfully implemented. We manage what we measure. As well, it is recommended that feedlots conduct assessments at different times of the year to take into account seasonal variability in the types of animals (age/size/disease risk) that enter the feedlot throughout the year and environmental conditions that may impact animal care.

This animal care assessment tool will also help producers prepare for 2nd or 3rd party audits. An audit conducted by a stakeholder with a direct relationship with the feedlot would be considered a 2nd party audit, e.g. a processor to whom fed cattle are supplied. An audit conducted by an external party or certification body at the request of another customer or retailer (arms-length relationship with feedlot) would be considered a 3rd party audit. PAACO <http://animalauditor.org/> certifies animal welfare audit instruments and trains and certifies auditors to verify implementation of animal welfare requirements for interested parties against industry standards.

AUDIT SCOPE

In this assessment/audit tool, criteria are requirements in the Canadian Beef Code of Practice or additional basic management practices deemed important by the beef industry to ensure good animal care and handling in a feedlot. This Canadian feedlot industry assessment/audit tool includes criteria from animal arrival to slaughter, including transportation. During an assessment/audit, documents (documented procedures and records), animals, and facilities will be assessed and feedlot staff will be observed and interviewed doing their daily tasks to determine their knowledge and understanding of feedlot animal care.

SCHEDULING AN AUDIT

A feedlot site is defined by its premise ID. If a feedlot has more than 1 yard under its management, the auditor needs to determine whether the customer (audit client) requesting the audit requires that all feedlots owned by that feedlot client be audited or whether portions of the audit should occur at different yards, or whether the audit should occur at only 1 yard. As well, the auditor needs to know the time of year (season) that the audit client would like the audit to occur, since season may affect outcome measures such as pen condition, and/or related disease incidence e.g. footrot. It is recommended that the audit client schedule feedlot audits during different seasons to gather representative year-round data. The auditor must note in the comments area of the appropriate section if weather may have affected an outcome measure e.g. muddy pens, and what the producer has done to address any negative weather impacts on animal care e.g. added bedding to the pen, scraped pen.

ASSESSMENT OR AUDIT PROCESS

PREPARING FOR AN AUDIT

- The auditor must contact the feedlot producer to schedule the on-farm 2nd or 3rd party audit at a mutually agreeable time.
- When scheduling 2nd or 3rd party audits with feedlot management, whenever possible the auditors must schedule the audit during normal operations to ensure that animal care and handling can be assessed related to animal transport and active cattle handling. However, there may be times when an audit needs to be conducted but animals are not scheduled for transport or handling. The animal care audit should still occur. Those criteria that are not observed (NO) during an audit must be recorded on the audit report with an explanation of why they were not observed.
- Prior to the on-farm audit, the auditor must provide the producer with a copy of the audit documents, including an audit plan, the audit tool (assessment forms), and a checklist of documents that will be reviewed during the on-farm visit so the feedlot producer can adequately prepare for the assessment visit. Feedlot documents can be either written or in electronic format, but they need to be available for review during the on-site visit.
- The auditor should inquire about any biosecurity requirements or other conditions that need to be met during his visit.
- If there is more than 1 person coming to the feedlot for the audit (e.g. multiple auditors, shadow auditors in training, or observers), the auditor must inform the producer about these individuals, so that the producer can review the names and backgrounds of these individuals to ensure that he is comfortable with their presence on his operation and to ensure that there are no concerns related to lack of impartiality or independence, business confidentiality/competitiveness, and/or conflict of interest. If the producer feels that there are any such issues, they must make those issues known to the lead auditor prior to the on-farm visit so that these individuals can be removed from the audit team.
- The auditor must ask the feedlot producer to provide an on-site feedlot guide or feedlot employee who is responsible for the care of the animals to be present during all portions of the audit. If there are any language translation needs, the logistics of an interpreter will also need to be discussed prior to the audit.
- The auditor should ask for the current feedlot inventory and site/pen layout so that he/she can predetermine the animal sampling before the on-site visit. If the feedlot is not willing to provide that information until the on-site opening meeting, the auditor will need to respect this matter and determine the animal sampling when at the yard.

CONDUCTING AN AUDIT

- Auditors must conduct an opening meeting with feedlot management to make introductions, discuss the scope and purpose of the visit, review the methods and techniques that will be used during the audit, and discuss the logistics of the audit such as the facility layout, access to documents, timing of events such as transport and cattle handling through the facilities, and feedlot guides.
- Auditors must conduct the audit according to this common feedlot animal care audit instrument by reviewing documents, both protocols and supporting records, evaluating feedlot facilities, interviewing the feedlot manager and employees, and observing cattle in the feedlot. The auditor should assess whether there is consistency between what the producer or his staff say they do (verbally or in documents) and what they actually do on the yard (what is observed). If there are any inconsistencies found, then these areas should be further investigated during the audit to determine whether or not there is adherence to animal care criteria requirements. These inconsistencies should be documented in the audit report.

ASSESSMENT OR AUDIT PROCESS

- The feedlot guide should accompany the auditor but not interfere in the auditor's work.
- When observing facilities and animals, the auditor must not interfere with the normal working activities in the feedlot or provide advice or consult. If animals need to be moved in a pen to determine their health status, the auditor must take care and do this with the help of the feedlot guide.
- When interviewing feedlot employees, auditors should use open ended questions "who", "what", "when", "where", "how", and "why" and avoid leading questions with the expectation of a specific answer.
- Auditors should provide written detailed comments for at least any questions or observations found to be unacceptable during the audit, as this information is of value to the feedlot producer and can help answer any questions during a closing meeting or assist the feedlot producer in implementing corrective actions.
- **If a willful act of abuse or egregious act of neglect is witnessed by an auditor, the auditor must immediately intervene to stop the situation if reasonably and safely possible. The incident must be reported to the feedlot owner and manager. Although this will result in automatic failure of the audit, the audit should be completed during this visit to gather the rest of the data for the site, as the full audit is of value to feedlot management as well as to the customer requesting the audit.**

AUDIT SCORING

Each section provides specific details on how each criterion should be evaluated and marked on the audit form. The audit forms provided as part of this audit standard should be used to record the results, score, and comments for each audit criterion.

Audit criteria are broken down into primary core criteria and secondary items within core criteria. Primary core criteria are scored and assigned numerical points by the auditor and these points are tallied up for each section and then for an overall assessment score. If the feedlot meets the minimum target or specified requirement for each core criterion, full points are awarded for that criterion. If a feedlot does not meet the minimum target or specified requirement, no points are awarded for that core criterion. A site cannot earn partial points for any core criterion. Some core criterion have a measure or calculation required; whereas others are a 1 or 0. A score of 1 is recorded if the requirement is met as stated or the animal or facility event is observed; a score of 0 is recorded if the requirement is not met or the animal or facility event is not observed as stated. Depending upon the particular type of feedlot operation, some core criteria may "not be applicable" (NA) and are scored as "NA". The possible points for these "NA" core criteria are subtracted from the total possible points for the section when calculating total points achieved over total points possible. Secondary items within core criteria are recorded as a yes or no, to allow for continual improvement but are not tallied up and added into the audit score.

Core criteria related to the availability and appropriateness of documents such as written protocols and records receive a numerical score of 2; those core criteria related to facilities or training receive a numerical score of 5, and those core criteria related to animal outcomes or those that are pre-requisites for good animal care receive a numerical score of 10. Animal based outcomes have been more heavily weighted as they are the most objective and important measures of animal care on a feedlot.

The audit tool is designed to provide a score for each section and an overall score for the feedlot. Section scores allow for better interpretation of the overall score and an easier measure of improvements over time. No minimum scores have been established at this time for any 1 section or overall for audit failure, other than for the 3 critical core criteria which are either

ASSESSMENT OR AUDIT PROCESS

a pass or fail of the audit. If there is systemic failure of the feedlot's management system in terms of animal care, we believe that it will be identified in the 3 critical core areas that are currently grounds for a feedlot operation to fail an audit. **A feedlot operation can fail the audit for 3 reasons: 1) failure to participate in an audit, 2) egregious acts of neglect or willful acts of abuse, and 3) lack of effective stunning for euthanasia or salvage slaughter.** Effective stunning for euthanasia or salvage slaughter may not be observed during a feedlot audit since it is a rare event; in which case, it would be scored as "NO" (not observed). These 3 core criteria are not added in the total points for the feedlot.

During the first few years of program implementation, the Canadian beef industry will continue to conduct feedlot audits and surveys to collect benchmark data. This data, along with other feedlot data, such as research data from Canadian or USA feedlots, will be used to review and update outcomes and acceptable targets and minimum passing scores, as we move towards a harmonized North American feedlot welfare audit tool. This audit tool is an evolving document and we anticipate that outcomes and targets will improve over time as producers become aware of the program and implement program requirements. The industry will continue to gather more data and identify ways to continually improve animal care through the use of this audit tool.

SAMPLE SIZE AND TRUCK/PEN/ANIMAL SELECTION

The number of trucks, animals or pens to be assessed during an audit is based on what is available to assess the day of the audit and the size of the yard. The goal is to balance sample size and selection with what can be practically and efficiently assessed to ensure representative data for that yard. Attempts should be made to schedule the audit day so that livestock trucking and active cattle handling in the processing/treatment barn can be observed. If up to 4 livestock trucks can be observed for either shipping and/or receiving, observe 4 trucks each for loading and unloading. If there is only 1 truck available for assessment, then observe that truck and record that no other trucks were available to observe during the audit. If there are more than 4 trucks available to observe, then select trucks conveniently based on what is most time efficient overall to observe, while ensuring the rest of the audit can be completed in a timely manner. When observing animals in the processing and treatment barns, time the assessment of cattle handling when the feedlot is working animals through the handling facility. If the feedlot will be working cattle through the chute for less than 1 hour that day, observe all of those animals at that time. If the feedlot will work cattle through the handling facilities for more than 1 hour, then select a time to observe cattle handling that allows at least 1 hour of cattle handling through the chute to be observed while managing time overall to assess all other parts of the audit in a time efficient manner.

To determine how many pens of cattle to observe for pen and animal condition, ask the feedlot to provide a schematic diagram of their feedlot i.e. site map showing which pens contain cattle and type of pen (e.g. home feeding pens and specialty pens like sick, chronic, buller, rail, receiving, and shipping pens). Observe at least 5% of the home feeding pens, 1 receiving pen, 1 shipping pen, up to 2 sick pens, 1 chronic pen, and 1 rail pen. All pens observed must contain cattle. If some of these specialty pens contain no cattle, then record "not observed". If there are less than 5 home feeding pens in the entire feedlot, assess all pens. For specialty pens, systematic randomization will be used to select pens to assess. For example, if there are 3 sick pens (S1, S2, S3), then score every other sick pen (e.g. S1 and S3). To select 5% of the home feeding pens to assess, use a simple random number calculator to identify which pens to evaluate to ensure there is no bias and data are representative of

ASSESSMENT OR AUDIT PROCESS

the yard. For example, the feedlot has 100 home feeding pens with cattle in them. Five percent of the 100 pens must be assessed, which is 5 pens. Using a simple random number calculator with no repeats, ask it to select random numbers from 1 to 100. Assuming the following numbers: 46, 32, 78, 25, and 85, the auditor should then look at the feedlot map and layout of its feeding pens and starting at the top left of the pen map, and moving downward through a feed alley, count the pens to identify pen 25, 32, 46, 78 and 85. If the feedlot has alleys from A to J with 10 pens per alley e.g. A1 to A10, then pen 25 would be B5, pen 32 would be C2, pen 46 would be D6, pen 78 would be G8, and pen 85 would be H5. To ensure sufficient animals are sampled in these home pens to be 99% confident to detect disease is present at/or below the specified prevalence of 1% (our lowest target value for animal health that is not 0), if no diseased animals are present, a sample size calculation was done (Veterinary Epidemiology, 1987,

p 37). A table is provided below showing how many animals at a minimum must be collectively assessed in all the home pens sampled. For example, in a 10,000 head feedlot, if 5 pens were sampled and each pen housed 100 animals, then 500 animals were assessed. The table below says that for a 10,000 head yard, 448 animals must be assessed; thus, in this case, no more pens need to be assessed. However, if the total number of animals in the 5 home feeding pens assessed was less than 448 head, then additional home feeding pens would need to be randomly selected and assessed to reach 448 head.

Feedlot Size (Head)	Minimum Sample Size
500	300
1000	367
1500	395
2000	409
2500	419
3000	425
3500	429
4000	433
4500	436
5000	438
5500	440
6000	441
6500	442
7000	443
7500	444
8000	445
8500	446
9000	447
10000	448
11000	449
12000	450
13500	451
16000	452
18500	453
22500	454
28500	455
39000	456
61500->	457

Table 1.

Sample sizes required to be 99% confident disease is present at/or below specified prevalence of 1% if no diseased animals are observed.

COMPLETING AN AUDIT

- Auditors must conduct a closing meeting with feedlot management to review the purposes and scope of the audit and to explain their audit findings, both positive and negative. The closing meeting also allows for questions related to clarification and interpretation of any non-conformance issues.
- The auditor is not allowed to provide guidance for non-conformance issues during any part of the audit as that is considered consulting and is outside the scope of a 2nd or 3rd party audit.
- The auditor must determine the names of the individuals who should receive the final copy of the audit report and this should include at least the feedlot producer and the customer who requested the audit. This information should be shared with the producer during audit preparation.
- If an audit requirement is found to be unacceptable during the audit (nonconformity), the producer must complete a corrective action report to document a plan to correct the nonconformity. Corrective actions for areas considered critical core criteria must be completed within 10 calendar days from the site visit. Corrective actions for all other primary core criteria identified as nonconformities must be completed within 30 calendar days from the site visit.
- Audit clients e.g. processors, are responsible for reviewing and approving corrective action reports to determine if their feedlot supplier has adequately resolved the identified nonconformity within an acceptable timeline. Audit clients are also responsible in determining when the feedlot site requires a follow-up audit to verify implementation of the corrective actions.

COMPETENCY OF AUDITORS

The Canadian Beef industry has worked with PAACO to develop a PAACO certified training program for feedlot animal care auditors. Auditors must have competency to audit feedlots and they must be continually evaluated. Competency is based on education, work experience, auditor training, audit experience, and personal attributes. Auditors should have feedlot industry experience and must have knowledge of animal care related to cattle and good auditing skills.

Chapter 1. Feedlot's Commitment to Animal Care

An important factor in ensuring the well-being of beef cattle on a yard is the feedlot owner and management's commitment to continual improvements in animal care. This commitment is necessary to help feedlot personnel implement and maintain good animal care and handling practices. Feedlot management plays a critical role in establishing expectations for staff performance, including but not limited to:

- 1. Providing feedlot personnel access to the Canadian Beef Code of Practice**, either through internet access ([http:// www.nfacc.ca/codes-of-practice/beef-cattle](http://www.nfacc.ca/codes-of-practice/beef-cattle)) or by providing a hard copy of the current Beef Code on site that is easily accessible to feedlot staff. The auditor will verify this by asking to see internet access to the Code or a hard copy of the Code.
- 2. Conducting a self-assessment of the feedlot's management practices as they relate to animal care can help ensure the well-being of cattle at the yard and help prepare for a 2nd or 3rd party audit by a processor.** The auditor requests to see a documented audit report verifying that the feedlot's animal care self-assessment occurred at least once within the

COMMITMENT TO ANIMAL CARE

past year. The feedlot's assessment report should state who conducted the assessment, when the assessment was conducted, what criteria were assessed, areas identified for improvement, and an action plan to implement corrective and preventive actions. The action plan for corrective actions should include time-lines of completion. The auditor should interview feedlot staff to see if corrective actions were completed as per the corrective action report to demonstrate the feedlot is committed to continual improvements in animal welfare. Criteria can be assessed at different times during the year, as long as all animal care criteria within this animal care assessment program are assessed at least once within the past year. It is recommended that the feedlot animal care assessment forms in this feedlot guide be used for feedlot animal care self-assessments to ensure that all animal care areas have been reviewed. The assessment forms here can serve as a feedlot's internal audit report.

- 3. Documenting an animal care emergency response plan.** The auditor requests to see a copy of the feedlot's written animal care emergency response plan. The animal care emergency response plan should contain the following information: emergency contact names/numbers, emergency response resources and equipment, feedlot map, and contingency planning for emergency events that may impact animal care. Animal care emergency planning could exist for the following events: fire, flood, electrical disruption, interruption of processor operations, extreme weather, foreign animal disease outbreak, livestock truck rollover, animal break-out, and/or mass mortality.
- 4. Feedlot has a written animal care policy or mission statement.** The auditor should review the feedlot's written animal care policy and verify that it is widely circulated to feedlot staff e.g. it could be posted visibly in the feedlot at various places, such as the feedlot office, staff coffee room, and in working areas in the barn. Feedlot management should communicate their animal care policy to custom cattle feeder clients, transporters, services providers such as veterinarians and nutritionists, suppliers of their feeder cattle (order buyers, ranchers), and customers, such as finishing feedlots or processors.

Example of a feedlot animal care policy:

We at _____ (name of feedlot) are committed to ensuring the well-being of all the cattle in our feedlot. We are in conformance with the standards of the Canadian Beef Code of Practice. We ensure that the cattle under our care are raised in a safe environment that meets their physical, nutritional, health and welfare requirements. We work with our veterinarian and nutritionist to train and monitor our staff to ensure continuous improvements in our animal husbandry and production management practices. We only use Certified Livestock Transporters (CLT) to transport our incoming and outgoing cattle or Cattle Transportation Quality Assurance "CTQA".

Feedlot Owner Signature

Date

Example of a feedlot animal care policy:

We at _____ (name of feedlot) care for our cattle.

Feedlot Owner Signature

Date

Chapter 2. Transportation Practices

Managing the transportation of feedlot cattle involves many variables, including preparedness, transporters and their trucks, loading/unloading facilities, and cattle handling. The following items should be assessed during an audit:

FEEDLOT TRANSPORTATION POLICY AND PREPAREDNESS

- 1. There is a written emergency response plan for fed animals in transit and those injured/sick on arrival.** Within the animal care emergency response plan or within another written protocol, there must be a plan to manage livestock truck rollovers and to manage incoming sick, injured, fatigued or immobile cattle on the truck. This protocol can be written specifically for the feedlot or the feedlot can have a copy of the CLT program for beef cattle or a copy of the Beef Code of Practice or the Humane Handling of Beef Cattle – Standards for the Care of Unfit Animals (ABP and AFAC publication) or other related documents that would contain this information. The protocol for cattle arriving down on a truck should state that nonambulatory cattle **MUST NEVER** be dragged off the truck while conscious (willful act of abuse). Nonambulatory cattle on a truck that will not recover must be humanely euthanized and confirmed dead on the vehicle prior to unloading. If the animal is likely to recover, it may only be unloaded for veterinary treatment upon the direction and advice of a licensed veterinarian. This protocol should be widely communicated to feedlot staff and responsible staff should be aware of the protocol requirements, which the auditor can assess during staff interviews.
- 2. Staff or owners are available for receiving/shipping cattle or there are posted instructions with a contact phone number.** The auditor must ask feedlot staff whether they are present when new cattle arrive or cattle are shipped or there are posted instructions for truckers on what to do when delivering or shipping cattle. This is to ensure that cattle are provided with feed and water as per regulations, have an area where they can lay down and rest, are protected from inclement weather, and that cattle to be shipped do not stand long on trucks prior to transport.
- 3. Management strategies are in place to deal with extreme temperatures and provide environmental protection to cattle in receiving and shipping pens.** The auditor must ask the feedlot what proactive management strategies are in place at the yard to deal with harsh environmental conditions, and if possible, will verify that these exist by observation or documented protocols.
 - I.** Examples of advanced planning to deal with harsh environmental conditions in receiving/shipping pens during extreme cold and wet weather include windbreak fences and bedding, and removal of snow, mud or standing water in pens.
 - II.** During summer heat waves, examples of management strategies to deal with harsh environmental conditions in receiving/shipping pens include: sprinkling pens with water, removing manure from pens, scraping loose dirt from pens, bedding the ground of the pens with straw so there is somewhere cooler for the animals to lie down, ensuring pens are not overcrowded, increasing water access, and providing shade.
- 4. There is evidence of effective communication between feedlot management and feedlot staff on when new cattle will arrive and when cattle need to be shipped.** This communication can be either verbal or written. If written, the auditor can verify by reviewing written receiving and/or shipping schedules, which may be in the form of emails or phone texts. If written schedules are not available then the auditor should ask the feedlot foreman how they know when cattle are arriving or leaving the feedlot to ensure they are prepared for such activities. Effective communication occurs when feedlot staff have working knowledge of cattle arrival and shipping times.

TRANSPORTATION

TRANSPORTER ASSESSMENT

This section is intended to monitor and verify the welfare of animals arriving or leaving feedlots. It is the responsibility of auditors to:

1. Arrange with feedlot management the best time to perform the audit. Attempts should be made to schedule the audit when cattle are to be transported. If this is not possible, then complete the animal care audit without auditing the transport section and record why the transport section could not be assessed during the audit.
2. If the transport audit can be completed, then evaluate at least 1 trailer to a maximum of 4 trailers. The auditor will base the audit results on the trailers that were actually audited, not on trailers that may have been observed but were not part of the selected audit sampling.
3. Establish with feedlot management the location of the (un)loading area and identify the areas of the feedlot in which assessments will occur. The (un)loading area should include the trailer holding or staging area, the trailer itself (only when auditing the condition of the trailer or if the trailer meets requirements for the ambient temperature) and the (un)load area (i.e. the loading and unloading dock and staging area, which may include 1 or 2 gates off the trailer).
4. The auditor must in no way impede the loading or unloading of animals. The auditor must find a place to stand that will not cause animals to balk and where the auditor will be safe. The auditor must not enter the trailer while the animals are loaded or unloaded. The auditor should try to place themselves to view both the ramp and the un/loading) staging area where cattle are brought up to the ramp. If this is not possible due to feedlot facility design, the auditor should break up the scoring area into 2 section areas if possible and score each section area and note that in the comments section. The auditor must ensure that same cattle are not counted twice for prod use or falls.
5. Some criteria will be dependent on trailer style, feedlot design, regional climatic differences or type of animals to be transported. Choose the points that apply to the trailer to be audited.



Pot Belly Trailer



Straight Trailer



Farm Trailer

TRANSPORTATION

Auditors must ask the trucker or feedlot staff how many cattle are on the truck or to be loaded and what type of cattle they are, or ask to see the livestock manifest which will contain this information. Once the number is obtained, there is no need to count the cattle.

- **Calves** are defined as animals under 1 year of age.
- **Yearlings** are feeder animals over 1 year of age.
- **Fed cattle** are fattened feeder steers and heifers ready for market.
- **Nonfed cattle** are cows or bulls.



Auditors must ask the trucker if they have been trained by either **Canadian Livestock Transportation Certification Program (CLT)** or **Cattle Transportation Quality Assurance (CTQA)** and review their CLT or CTQA certificate. The expiry date or issue date on the certificate should be reviewed to ensure the certification is current. Certification for CLT is required every 3 years to be current.

TIMELINESS OF ARRIVAL AND (UN)LOADING

For unloading, the auditor must begin recording the time the truck arrives on the yard until the first animal steps off the truck. **For loading**, the auditor must record the time from when the first animal steps on the trailer to the time the trailer leaves the yard. Timeliness of arrival is to ensure that incoming cattle are not sitting on the truck for long periods before unloading which can contribute to animal stress. Timeliness of loading can be an issue if cattle are standing on trucks for long periods prior to transport. Multiple loaded trucks with fed cattle leaving the yard at the same time and arriving at the packing plant at the same times cause problems at the processing plant with timeliness of arrival and unloading of fed cattle. Feedlots will receive full points if the trailer loads and leaves or unloads within 60 minutes and there is a deduction for every 30 minute delay.

SET-UP/(UN)LOADING OF TRAILER

Auditors must observe that the trailer is **properly aligned** with the (un)loading dock so that cattle do not risk stepping into the gap and breaking a leg. Drivers must realign their trailer prior to (un)loading if it is not aligned properly. Some feedlots will utilize transfer mats or flippers to cover gaps. There must be no gaps between the dock/ramp and the bottom of the trailer exit. There must be no gaps between the back end of the trailer and the side walls of the (un)loading area where livestock can get stuck.

Auditors must visually observe the trailer to determine if the trailer is loaded to the **proper density**. Signs of **overcrowding** include cattle vocalizations, animals not settled or standing on each other and/or nonambulatory cattle on the truck. With the gates closed, the livestock must have enough room to stand without climbing on top of one another. Signs of **under-loading** include cattle laying down on the truck and nonambulatory animals.

TRANSPORTATION

Incompatible animals must not be housed together in the same compartment on the truck. Incompatible animals include heifers and steers, cows and bulls, and significantly larger versus smaller animals. Weak or compromised animals that are fit for transport under “special provisions” must be loaded last and unloaded first as per CFIA Transportation Regulations.

Non-slip flooring in trailer. The trailer should be outfitted with non-slip flooring to minimize animal slips and falls. Examples of non-slip flooring would include, but are not limited to, rubber mats, stamped tread, sand, shavings, steel reinforcement rods. There should be no holes in the flooring or items that can cause an animal to trip. With stamped tread, the tread should provide non-slip flooring.

Bedding is in place when required. Each feedlot should have winter protection requirements as part of their transportation policy. Bedding should be provided on trucks during extreme inclement weather to high risk cattle such as recently weaned calves and cull dairy cows. The definition of extreme inclement weather includes: snow storms, cold temperatures (<-15 C) where frostbite of feet is a concern (particularly during long hauls), freezing rain or extreme wind chill. Appropriate bedding includes dry straw, dry wood chips or sawdust.

Cattle should stand in normal posture without contact with the roof or upper deck of truck. Auditors should look up the sides of the trailer to see if there are any cattle standing with abnormal posture which could be due to their backs hitting the roof of the compartment. As well, the auditor should assess cattle as they come off the truck to see if there are any signs of hair rubbed off the back or open or bleeding wounds from rubbing their back on the roof. Attention should be paid in particular to cattle housed in the dog house portion of the trailer.

CATTLE HANDLING IN (UN)LOADING AREA

Auditors must record the **number of animals prodded** per load. Touching an animal with a prod is scored whether the prod is energized or not. Auditors must record the **number of falls** per load. A fall occurs when an animal loses its upright position suddenly and a part of the body other than the limbs touches the ground. Falls are to be scored in the (un)loading area only after all 4 of the animal’s limbs are on the (un)loading ramp or dock. Cattle leaving the truck at arrival at the yard or at loading prior to entry on the truck should be assessed. Falls are scored anywhere in the (un)loading tub or bud box, alleyway, and (un)loading ramp and dock. The use of acceptable handling tools is scored as a yes/no after observing the (un) loading of all animals. A slip is noted in the secondary items if the lower leg (knee or hock) touches the ground. The temperament of cattle (excitable, normal docile) and the behavior of the cattle handlers should be noted since that can affect cattle handling outcomes.

Auditors must observe what **handling tools** are available and used by the truckers and feedlot staff. **Acceptable cattle handling tools** are plastic rattle paddles, sticks with nylon flags on the end, plastic streamers or garbage bags attached to a stick, stock stick, or vibrating prods that do not use electrical stimulus. Electric prods are only acceptable handling tools for cattle when other acceptable handling tools have failed and then only if they are used properly on the animal. **Prods must not be used on the head, genitalia, anus, or with repeated/unnecessary force on a single animal.** Voltages must be 50 volts or less, and prods must not be wired directly to house current. **Electric prods must only be used when there is no other alternative to move the animal.** Examples of unacceptable handling tools are broken off hockey sticks, pitch fork, shovel, chains, 2 x 4 board or any broken board, twisting the animals tail relentlessly or breaking the tail, metal pipes or rebar, hammer.

Auditors must also assess if handling tools are used appropriately, including in the (un)loading dock and staging area and through punch holes in the truck. Examples of **inappropriate use of acceptable handling tools** include using an electric prod

TRANSPORTATION

on an animal where the animal has nowhere to go, and using an electric prod repeatedly or **maliciously hitting or forcefully striking an animal with a whip, paddle or other tool with aggressive, repeated/unnecessary force.**

CONDITION OF CATTLE AT (UN) LOADING

The vast majority of cattle that are transported in Canada are in good health and physically fit. Under CFIA Transportation Regulations* animals with the following health conditions are **unfit** and must not be transported. An unfit animal is an animal with reduced capacity to withstand transportation and where there is a high risk that transportation will lead to undue suffering. Unfit animals if transported would endure unjustified and unreasonable suffering. Unfit animals may only be transported for veterinary treatment or diagnosis. **Loading unfit animals for transport other than for veterinary medical care will result in audit failure.**

Auditors must count the number of unfit cattle per load that meet the following conditions:

Nonambulatory*: Animal cannot rise without assistance or remain standing without assistance and is reluctant to walk and exhibits halted movement.

Severe Lameness*: Animal is lame on one or more limbs as shown by: an obvious limp with uneven weight bearing, and the inability to bear any weight on one leg is immediately identifiable (unable to use a foot to walk); or obvious shortened strides, halted movement and a reluctance to move.

Severe Injuries*: For cattle, severe injuries include broken legs or shoulders or jaws, bleeding gashes or deep, visible cuts, and severe cancer eye. Animal may show signs of shock or dying.

Calving or Uterine (Calf-bed) Prolapse*: For calving, the waterbag or calf's foot, nose or any part of the calf's body is visible.

Emaciated or severely dehydrated*: Cattle in poor body condition will be extremely thin and emaciated; their ribs and backbones can be easily seen (body condition score (BCS) < 2). The severely thin attributes of these animals compromise their mobility, cause severe weakness and lead to debilitation. In severe dehydration, the eyes are deeply sunken in the eye sockets and the skin may look tented or wrinkled.

Nervous Disease*: may include ataxia (uncoordinated walk), tremors, convulsions, blindness, inability to remain standing, star gazing, grinding teeth, and aggressive behavior.

***unfit animals for transport as per CFIA Transport Regulations.**

If any unfit or compromised animals are observed at unloading, they must receive immediate medical care, be euthanized if recovery is unlikely e.g. broken leg down on truck, or humanely slaughtered.

A **compromised animal** is an animal with reduced capacity to withstand transportation but where transportation with special provisions will not lead to undue suffering. As per CFIA Transportation Regulations, compromised animals may be locally transported with special provisions to receive care, be euthanized or humanely slaughtered. An animal is compromised if it is bloated, has labored breathing, is blind in both eyes, has an open wound or laceration that is not bleeding severely, it not fully healed after dehorning or castration, has given birth in the preceding 48 hours, has a rectal or vaginal prolapse, or is lame (has imperfect location or a limp). Examples of special provisions include: 1) transport locally to the nearest suitable place where it can receive care and attention or be slaughtered or euthanized, 2) load last, unload first, 3) segregate. **Loading compromised animals without special provisions will result in audit failure.**

Chapter 3. Feedlot Facilities

Auditors must observe if the feedlot has either windbreak fences, bedding packs with straw or woodchips, or sprinklers on the fence to sprinkle the cattle or another shelter or a shade or a barn to **protect cattle from inclement weather** that can cause a serious risk to their welfare.

Auditors must assess whether the feedlot has **equipment and facilities to safely handle, restrain, treat, segregate, and (un) load cattle**. Typical feedlot handling equipment includes: squeeze chute, single file alley/chute, crowding tub, alleyways, sorting gates and pens, receiving and shipping pens, (un)loading docks and ramps, and sickpens.

Auditors must assess **gates in unloading/loading areas and cattle handling areas** to ensure they swing freely, latch securely, and have no sharp protrusions which can injure cattle. Auditors must assess if there is **non-slip ground** in (un)loading docks and staging areas, cattle handling areas, such as alleyways, crowd tub, single file alley/chute, and squeeze chute. Examples of non-slip ground would include, but are not limited to sand, straw, wood shavings, rubber mats, grooved concrete flooring. There must be no holes in the ground or items that can cause an animal to trip, such as rocks, ice, excessive rough frozen manure.

The auditor should observe the (un)loading area and ramps to ensure they are in **good repair** to reduce the risk of cattle injuries. It is recommended that (un)loading ramps have a **level dock** for animals to walk on before they go up or down the ramps. Stairs or cleating are recommended for ramps to prevent slippage. The ground must also be non-slip and there must be no sharp protrusions e.g. holes in ramp which could cause injuries to the cattle.

If the auditor is assessing indoor feedlot pens, the air quality and ventilation must be maintained so that the **ammonia levels are less than 25 ppm**. If ammonia can be smelled, it is possible that ammonia levels are high. Ammonia levels above 25 ppm will cause humans to experience headaches, nausea, and intense burning of the eyes, nose, throat, and skin. If the auditor can smell ammonia or experiences any of the clinical signs above while doing the audit, then score the ammonia level as > 25 ppm. <http://www.dhs.wisconsin.gov/eh/air/fs/Ammonia.htm>. Another option is to use Hydrion Ammonia Test Paper to determine ammonia levels <https://www.microessentiallab.com/ProductInfo/F30-SPLTY-AMMONI-SRD.aspx>.

Auditors must assess if there is **adequate lighting** in cattle (un)loading areas and cattle handling areas. Handling facilities are an essential part of safe, easy and rapid handling of cattle. Appropriate handling and handling facilities remove much of the stress and frustration of the feedlot staff, which inevitably occurs with excited, stubborn or aggressive animals. Properly constructed facilities confine cattle safely and efficiently with minimal animal stress and risk of injury to both cattle and workers. Animals tend to move better from a dark to a more brightly lit area. The light should illuminate the chute up ahead. Eliminate shadows and patches of light and dark, which may confuse animals. An approach is to illuminate the entire working area. Lamps/lights should not shine into the eyes of approaching animals because glaring and blinding light impedes movement. Illumination should be uniform and diffuse. If an auditor cannot see where to move, then it is unlikely the cattle can see where to move.

If the auditor is assessing cattle housed continuously in indoor pens without **access to natural light**, the auditor should assess whether supplementary lighting is present and adequate. If the auditor can see within the facility to assess the environment and see the animals to adequately assess their health condition, then the lighting is considered adequate.

Auditors should observe whether the feedlot has a **calving and/or bloat chute** where the animals can be properly assisted

without causing them further injury. This requires a single alleyway/chute where the sides are wide enough that a bloated animal will not suffocate and die due to compression from the sides of the chute and alley leading into the chute. For calving heifers, this requires a chute where at least 1 of the sides can be opened so that if the heifer goes down during calving, she can be properly laid down on her side to finish calving without harming herself or the calf or the handler.

Chapter 4. Cattle Handling

Auditors must ask what kind of **training is provided on low stress cattle handling and see training records** for staff that handle cattle. This training can be provided in-house or by outside consultants, such as veterinarians, at training workshops, through webinars or via training videos hosted by the industry. **Low stress cattle handling** includes calm, quiet handling techniques with minimal use of prods, using the animal's flight zone and natural herding behavior, and proper use of appropriate handling equipment e.g. chutes, handling aids.

Auditors must observe what **handling tools** are available and used by the crew. **Acceptable cattle handling tools** are plastic rattle paddles, sticks with nylon flags on the end, plastic streamers or garbage bags attached to a stick, stock stick, or vibrating prods that do not use electrical stimulus. Electric prods are only acceptable handling tools for cattle when other acceptable handling tools have failed and then only if they are used properly on the animal. **Prods must not be used on the head, genitalia, anus, or with repeated/unnecessary force on a single animal.** Voltages must be 50 volts or less, and prods must not be wired directly to house current. **Electric prods must only be used when there is no other alternative to move the animal.** Examples of **unacceptable handling tools** are broken off hockey sticks, pitch fork, shovel, chains, 2 x 4 board or any broken board, twisting the animals tail relentlessly or breaking the tail, metal pipes or rebar, hammer. Examples of **inappropriate use of acceptable handling tools** include using an electric prod on an animal where the animal has nowhere to go, and using an electric prod repeatedly or **maliciously, or striking an animal with a whip, paddle or other tool with aggressive, repeated/unnecessary force.**

Auditors must assess at least 100 head of cattle or at least 1 hour while cattle are actively handled through the squeeze chute. All observations for chute miscaughts, vocalization, prod use, prod misuse, falls, slips, and jumping and racing for the 100 head can be done simultaneously.

Miscaught is defined as the animal caught and restrained in the chute in any position other than with its head fully outside of the chute head bars and its body from the shoulders backwards within the chute, or if an animal behind the animal in the chute is caught in the tail/back gate and not immediately released. **Vocalization** is scored once per animal, even if the animal vocalizes more than once. **Vocalization** is defined as any audible call (moo, bellow, etc.), usually made with the mouth open. **Vocalization** should be scored from the time the animal enters the chute until the initiation of procedures (do not include vocalizing due to implanting, tagging, injecting). **Electric prod use** is defined as touching an animal with a prod, whether or not there is a discharge of electrical current. **Prod misuse** is defined as prod use where the animal has nowhere to go or prod use without attempting to move using alternative means or repeated, forceful, and excessive prod use. A **fall** is recorded if the body (brisket, belly) touches the ground or floor. A **slip** is recorded if the lower leg (knee or hock) touches the ground. **Jumping** is defined as cattle standing on the rear two feet, with the front end elevated, followed by the hind feet leaving the ground, and **Racing** is defined as an exit speed equivalent to the animal running full speed down an alleyway, and these are scored only during active handling.

NUTRITION & FEEDING PROGRAM

Record in each box the letter for miscaught and not immediately adjusted (M), vocalization (V), prod use (P), prod misuse (PM), and falls (F) when these activities are observed. Slips and jumping and racing are counted and noted as secondary items within cattle handling. An animal can only be scored once during this assessment i.e. it cannot be scored twice in the 100 head, and it can only be scored once for each action e.g. if it is prodded twice, only score 1 prod use. Count up the number of actions and divide by 100 to get the % of each activity. Record where these actions above occurred under “Comments” to help the feedlot make future improvements. Score “acceptable handling tools available and used as needed” as a yes/no based on your observation of the handling of all the animals.

Chapter 5. Nutrition and Feeding Program

The auditor must ask the feedlot staff who they get nutritional advice from and determine whether this individual is a nutritionist or veterinarian, to ensure that the feedlot is provided with competent advice to ensure rations meet the nutritional needs of all cattle for feeding during all weather conditions to reduce the risk of digestive disorders. Auditors should request to view a **documented feeding protocol/program from the nutritionist and/or veterinarian**. The documented feeding program should include information on:

- how and when to transition cattle from high forage to high energy rations i.e. step up program, to avoid abrupt dietary changes and reduce the risk of digestive diseases
- ration compositions, ensuring sufficient forage/fiber in high-energy rations to reduce digestive disorders
- how to adjust rations when feed intake is disrupted by events such as storms, power outages, mill or truck breakdowns, or sudden major ingredient changes
- how to assess water quality and quantity and adjust as needed

Auditor must verify that there are **feed records**, such as batch mix sheets, daily feed delivery sheets, and veterinary feed prescriptions. These records can be either computerized and/or in hard copy (CFIA Feed Regulations).

The auditor should ask if the feedlot monitors feed bunks daily to assess prior consumption and if they adjust feed deliveries accordingly. As well, the auditor should inquire what steps are taken to prevent cattle exposure to toxins and feed with adverse physical qualities that may limit intake or cause injury e.g. test suspect feed, inspect incoming feed ingredients.

Auditors must ask how **feeding staff at the feedlot are trained and should review training records**. This training can be provided in-house or by outside consultants e.g. nutritionists, and through various industry training workshops or webinars. The feedlot nutritionist/veterinarian should be involved in staff training and monitoring.

The auditor must observe receiving and shipping pens, home feeding pens, and specialty pens for water and feed. See pages 8 and 9 for pen sampling procedures.

Receiving and shipping pens are not regular feeding pens for fattening feedlot cattle. They are usually small feedlot pens, located often near the processing barn that house feedlot cattle for a short time. Typically cattle are housed there no more than 24-48 hours, prior to processing new cattle or shipping fed cattle. These pens may also be used to temporarily store cattle during the day when cattle are re-implanted and/or weight sorted. For the purposes here, receiving and shipping pens are defined as feedlot pens that **do contain water and feed**.

Holding pens are defined as pens or alleyways, typically located near the processing barn, designed to temporarily hold cattle,

NUTRITION & FEEDING PROGRAM | ENVIRONMENT

usually less than 12 hours, upon arrival or prior to shipping; or during re-implanting and weight sorting. These holding pens **do not contain water and feed.**

If new feeder cattle are received into temporary holding pens without water, regardless of the length of transport, the feedlot staff should make every effort as soon as possible, to provide water to the cattle, since water is an essential nutrient to reduce shrink, stress, and disease. It is recommended that the feedlot staff rotate these cattle into pens with water as soon as possible, with a **requirement that newly received feeder cattle must receive water within 12 hours of feedlot arrival.**

If cattle are being shipped and will be transported more than 24 consecutive hours, the cattle must receive water within 5 hours of transport (CFIA Transportation Regulations).

Auditors should document the quality of water in the water bowls and the quality of feed in the bunks of the pens. If cattle are present and there is no feed in the pens, the auditor should check feeding records and cattle arrival and/or movement records, to determine if cattle were housed there for more than 24 hours and whether they received feed during that time period. **Cattle must receive feed at least once daily i.e. every 24 hours, regardless of what type of pen they are housed in.**

Sometimes the auditor can figure out how long new cattle are in a holding or receiving pen by reviewing a time stamped truck weigh scale ticket when the cattle arrived, and comparing that time to the current time and presence of cattle in those pens. However, not all feedlots weigh new cattle in and time stamp the weigh scale tickets.

Chapter 6. Environment

Mud (dirt and manure) in pens is an animal welfare issue because it increases the risk of lameness caused by footrot and hairy heel warts. As well, excessive muddy pens are difficult for cattle to walk through to get to feed and water, which reduces their performance. Additionally, if pens are very muddy, cattle do not have a dry place to lie down and rest. During the summer, pens full of manure generate enormous amounts of heat which increases the risk of heat stress in cattle. If pens are very muddy, pen riders will have a harder time identifying lame cattle and if it is hard to remove sick cattle from the pen, pen riders will leave the cattle behind, resulting in late pulls, which results in poor treatment responses, more chronically ill animals, and more deaths.

A **muddy pen** is defined as follows: the mud in the pen is more than 4 inches over the fetlock (mid-cannon bone) of cattle (approximately 12" height from the ground) in greater than one-third of the pen floor area (excluding measurement of the area for the feed bunk, water trough and bedding pack), then score the pen as muddy.

Appropriate stocking density is defined as follows: all animals in a pen are able to lie down at once. When assessing stocking density, it is important for the auditor to ensure that there is sufficient effective area for the animals to lie down. For example, if the pen has a water hole in the back two-thirds of the pen, the cattle cannot lie down in this area, so the pen area that is available to lie down is reduced accordingly.

Auditors must randomly select pens throughout the yard to assess pen condition. See pages 8 and 9 for pen sample size and pen selection. If the auditor notices any environmental or stocking issues with any pens in the yard, then these must be noted in the comment section in the audit report but these pens are not counted in the scoring system of pen conditions unless they were the pens randomly selected to walk through and assess during the audit. Auditors must record the code for the condition of the pen beside the pen number on the audit form.

Chapter 7. Animal Health Management

Auditors must ask feedlot staff if all feedlot cattle are identified with a **CCIA/ATQ ear tag** as per federal regulations and what they do if CCIA/ATQ ear tags are missing when cattle are being worked through the chute. As per CFIA regulations, animals that lose CCIA/ATQ ear tags must be tagged at the next point of arrival e.g. feedlot induction, and records must be kept of CCIA/ATQ ear tags and retagged animals <http://www.inspection.gc.ca/animals/terrestrial-animals/traceability/description/requirements-for-livestock-producers/eng/1398864061655/1398864128830>. Auditors must observe cattle in pens below that they are assessing to see if they can visually see CCIA/ATQ ear tags in the ears of the cattle.

Auditors must ask to see documented feedlot processing and treatment protocols. These protocols must be developed by the feedlot veterinarian under a **valid veterinary-client-patient relationship (VCPR)** as per provincial and federal regulations to ensure animal health and care and ensure responsible and prudent use of all animal health products. The auditor must determine that a valid VCPR exists. By definition, **a valid VCPR exists** if: 1) the veterinarian has assumed the responsibility for making clinical judgments regarding the health of the cattle and the need for medical treatment, and the client has agreed to follow the veterinarian's instructions; 2) the veterinarian has sufficient knowledge of the animal(s) to initiate at least a general or preliminary diagnosis of the medical condition of the animal(s). This means that the veterinarian has recently seen and is personally acquainted with the keeping and care of the animal(s) by virtue of an examination of the animal(s) or by medically appropriate and timely visits to the premises where the animal(s) are kept; 3) the veterinarian is readily available for follow-up evaluation, or has arranged for emergency coverage, in the event of adverse reactions or failure of the treatment regimen.

Documents that can be used to verify that a valid VCPR exists include the feedlot's documented processing and treatment protocols developed by the veterinarian (should include veterinary clinic name or logo if software system), veterinary prescriptions (feed and parenteral (injectable drugs), veterinary visit reports, veterinary post-mortem sheets, and veterinary bills for health services (not including regulatory export services since these do not require a valid VCPR).

The health protocols can be either in hard copy or in the feedlot's computerized animal health management system. A **processing protocol** is a document that describes what procedures are performed on arrival to cattle, including but not limited to vaccinations, dewormers, identification, aborting, castrating, dehorning, branding. A **treatment protocol** is a document describing how to treat cattle with specific feedlot diseases (see below). It must include the description of the disease, what drugs, if applicable, to use, including dose, route, withdrawal time, duration of treatment, frequency of treatment, or what medical procedures to perform e.g. surgery.

The auditor must review the **treatment or other health related protocols** to see if they include a statement regarding:

- how often cattle need to be monitored (daily requirement);
- information on how to prevent, treat, control and manage feedlot diseases and conditions, including, but not limited to respiratory disease, lameness, nonambulatory cattle, injuries, bloats, grain overload, bullers, pregnant and calving heifers, heat stress, newborn calves, broken horns, castration infections, and prolapses;
- the treatment protocol must include what to do if an animal doesn't recover (relapses) after initial treatment, including how to manage chronically ill animals and railers. For bullers, the treatment protocol must state that they must be promptly removed from their pen to prevent serious injury or death. The management of chronically ill

ANIMAL HEALTH MANAGEMENT

animals and railers can be documented in other health protocols, such as Chronic Pen Management Protocols or Salvage Slaughter Protocols;

- the treatment protocols or treatment records must include pain control for surgical procedures performed by feedlot staff, including but not limited to dehorning, castrating, spaying, and prolapse repair;
- the protocols must document the feedlot veterinarian's name (e.g. clinic name).

These health protocols provide evidence to the auditor of a valid VCPR which is critical to ensuring feedlot animal health and care and prudent drug use.

Auditors need to verify that **pen riders check the health of cattle in all pens daily**. This verification could be confirmed by observing a documented pen rider daily riding or activity report or by reviewing the pen rider's job description and time card to verify this activity occurred.

The auditor must review **vaccination, deworming, treatment and mortality records and veterinary prescriptions** to verify they exist. **Processing records** must include animal or group identification, date, weight of animals (average group or individual weight), product(s) given, product dosages, and withdrawal periods. **Treatment records** must include animal identification, date treated, disease diagnosis, product(s) given, weight of animal, product dosages, and withdrawal periods.

The auditor should ask the feedlot staff who **reviews processing, treatment, and mortality records; who monitors treatment and mortality rates, and what they do if there is an unusual disease occurrence or high incidence of disease (treatment and mortality), and what is done if someone fails to follow the veterinarian's health protocols and prescriptions**. There should be good communication and a good working relationship between the feedlot and the feedlot veterinarian to deal with unusual diseases, high disease rates, and health protocol noncompliance issues. The feedlot veterinarian should be notified by the feedlot to investigate any unusual disease occurrences or high disease rates so that collectively they can take action to control and prevent disease outbreaks and reduce the incidence of disease. If there is a high incidence of digestive mortalities such as bloat and grain overload, the feedlot and feedlot veterinarian should work together with the feedlot nutritionist to investigate and reduce their occurrence.

If **production enhancing technologies**, such as implants or beta-agonists, are used in the feedlot, the feedlot should have documented protocols on how to use them and have product usage records e.g. processing protocol and records for implants, feed protocol and feeding records for beta-agonists, feed supplement tags, and veterinary feed prescriptions, to ensure that these technologies are being used responsibly as per label directions and/or veterinary prescriptions to reduce the risk of animal care concerns.

Pain medication must be used by feedlot producers when castrating animals over 9 months of age. In 2018, pain control will be required when castrating animals over 6 months of age as per the Canadian Beef Code of Practice. The auditor must interview feedlot staff and ask if they use pain medication when castrating bulls, and if so, what pain medication is used. To confirm that pain medication is used, the auditor should review processing and/or treatment records to confirm that pain medication was given to bulls that were castrated. When an auditor is checking pens, there must be no intact bulls present unless the feedlot specifically feeds intact bulls or their castration protocol calls for delayed castration. The auditor should review the documented **castration protocol** and ensure that it contains a statement on pain medication for animals when castrated and how to deal with belly nuts (retained testicles), or evidence of a policy that bulls are returned to the order buyer or previous owner if that is the feedlot's policy on incoming bulls, or the feedlot has a policy to feed bulls.

ANIMAL HEALTH MANAGEMENT

Auditors must ask feedlot staff to show them their **castration equipment** if the feedlot's policy is to castrate bulls e.g. bloodless castration (bander and bands), Newberry knife, scalpel blade, burdizzo, or emasculator and ensure that this equipment is approved for cattle and is clean and in good working condition.

Pain control is required when dehorning cattle after horn bud attachment (after 2-3 months of age). The auditor should interview staff and inquire if pain medication is used when dehorning cattle and what product is given. Use of medication can be confirmed by reviewing processing and/or treatment records. The auditor should review the feedlot's **documented dehorning protocol** and ensure it contains a statement on the use of pain medication. As well, the auditor must observe the **dehorning equipment to ensure it is approved for use in cattle** e.g. wires and wire handlers, Keystone dehorner, gougers/scoops, saws, and see if they are clean and in good repair. When observing cattle in pens, there must be no cattle with bleeding broken horns.

If the feedlot brands cattle, the auditor must see the **branding equipment** and assess if it is approved for use in cattle and is in good condition and suitable for the type of branding done at the yard. If the hot branding iron is in good working condition, when the branding iron heats up, it will be gray ash in color. The branding iron must not be bent. There should be a written **branding protocol** describing how to use the brand. This protocol must include the statement not to brand cattle with wet hides since this will cause scalding. (<http://www.lis-alberta.com/about/index.aspx>). If there are cattle observed that the feedlot branded, check some of the cattle to see if there are large scabs on the brand (brand left on too long) and whether you can read the brand (brand will be difficult to read if the animal was not branded properly).

The auditor must ask how the **feedlot animal health crew are trained** for their job and who conducts the training. The feedlot veterinarian must be involved in training feedlot staff on how to prevent, diagnose, and treat sick and injured animals, including when and how to administer approved animal health products and perform basic surgical procedures, if performed by the feedlot staff e.g. dehorning, castrating, replacing prolapses, spaying. Animal health training records should be available to review.

CONDITION AND HEALTH OF CATTLE IN FEEDING PENS

The auditor must assess cattle in at least 1 receiving, 1 shipping, 1 sick, 1 chronic, 1 rail pen, 1 buller pen, and at least **5% of the home feeding pens**. If the sick, chronic, rail or buller pens are combined pens, then score at least 4 of these specialty pens. If the feedlot is small, then score a minimum of 5 home feeding pens if available, ensuring that you include the specialty pens. If there are no cattle in the receiving, shipping or chronic pens, then record 0 head available to assess. Ask the feedlot staff how many feeding pens they have currently housing cattle. **To randomly assess 5% of the home feeding pens** in the feedlot, refer to pages 8 and 9 on pen selection. If the feedlot only has 5 home feeding pens, then assess all pens. If there are 6 sick pens in the feedlot, to assess 2 pens, select every 3rd sick pen in the alley. The home feeding pens should be assessed after the pen riders have checked the pen for sick cattle that day. All cattle within the selected pens should be assessed to ensure reliable estimates of health conditions. The auditor should walk through the randomly selected pens with the feedlot guide, taking care for both animal and human safety. If for biosecurity or liability issues the feedlot owner will not let the auditor enter and walk through the home feeding pens with the feedlot guide to assess cattle directly, then the feedlot guide will have to move all cattle in the pen to the feed bunk and move them slowly past the auditor, so the auditor can assess cattle health and condition whilst standing in the feed alley. When assessing cattle health, the auditor will record the exceptions i.e.

ANIMAL HEALTH MANAGEMENT

those with the health problem. The auditor should take measures not to double count the same animal with the same health condition.

Record the number of cattle in each home feeding pen that have the following conditions:

Extreme Tag – animal is covered in solid mud/manure on all 4 legs, underbelly, and both sides of the body above mid-rib. Solid means no or minimal hair is showing underneath.

Dead – death is confirmed by testing corneal reflexes, looking for respiration, and other movement.

Nonambulatory (Down) – animal cannot rise without assistance or remain standing without assistance and is reluctant to walk and exhibits halted movement.

ANIMALS NEEDING ATTENTION

Severe sickness – open mouth breathing, grunting, froth or foam around the mouth, labored breathing, loud breathing i.e. making a lot of noise when breathing.

Severe lameness – an obvious limp with uneven weight bearing, and the inability to bear any weight on one leg is immediately identifiable (unable to use a foot to walk); or obvious shortened strides, halted movement and a reluctance to move. This obvious lameness could be from severe arthritis, founder, injury, footrot, toe abscesses, or hairy heel warts.

Severe Injuries – broken leg, deep bleeding wounds, ripped off toe, large swellings on back and/or sides from riding/bulling.

Prolapses – rectal or vaginal or uterine prolapses.



Calving – calving heifer or cow.

Emaciated – body condition score less than 2.

Bloat – The left flank is obviously distended so that the contour of the paralumbar fossa protrudes above the vertebral column; the entire abdomen is enlarged.

ANIMAL HEALTH MANAGEMENT

BCS < 2 – animal's ribs and backbones can be easily seen (see below). The severely thin attributes of these animals compromise their mobility, cause severe weakness and lead to debilitation.



BCS 2

ENTIRE ANIMAL

- Thin
- Upper skeleton prominent (vertebra, hips, pin bones)
- Muscle tissue evident, but not abundant
- Some tissue cover around the tail dock, over the hip bones and the flank

BACK BONE

- Individual vertebrae can be felt, but not as sharp
- Can't place fingers between vertebrae

SHORT RIBS

- Feel individual ribs, sharp rather than very sharp
- Identify individual ribs visually

BCS 1

ENTIRE ANIMAL

- Extremely thin
- No fat in brisket or tail docks
- All skeletal structures are visible
- No muscle tissue evident
- No external fat present
- Dull hair
- Survival during stress doubtful
- Very sharp to the touch

BACK BONE

- Individual vertebrae well defined, sharp
- Can't place fingers between each vertebrae

SHORT RIBS

- Visually prominent
- No fat present
- Very sharp to the touch

ANIMAL HEALTH MANAGEMENT | EUTHANASIA

Record the number of cattle in each specialty pen that have the following conditions:

Extreme Tag – animal is covered in solid mud/manure on all 4 legs, underbelly, and both sides of the body above mid-rib. Solid means no or minimal hair is showing underneath.

Dead – death is confirmed by testing corneal reflexes, looking for respiration, and other movement.

Nonambulatory (Down) – animal cannot rise without assistance or remain standing without assistance and is reluctant to walk and exhibits halted movement.

ANIMALS NEEDING EUTHANASIA OR IMMEDIATE EMERGENCY SALVAGE SLAUGHTER:

Failure to follow veterinary protocols related to timely euthanasia of distressed animals.

Examples: downer than can't get up and is not currently being treated, broken leg that is not cast or scheduled for immediate emergency slaughter, extreme labored open mouth breathing that is not currently being treated or scheduled for immediate emergency slaughter, chronically disease or injured animal with a BCS<2 that can't get up by itself, hoof wall missing on a foot and the bone exposed, founder that can't get up by itself. Note: these animals are examples of egregious acts of neglect resulting in audit failure.

In the comment section, describe any unusual findings or reasons for finding these severely compromised and distressed animals in the pen and note if the animals are to be euthanized that day. If any animals are noted to be sick, injured, thin or otherwise compromised, the auditor must request that they be pulled and treated immediately as per the feedlot's treatment protocol. **For those in severe distress, the auditor must request that they be euthanized immediately or salvage slaughtered immediately if suitable for human consumption and as per feedlot's Euthanasia and Salvage Slaughter Protocols.** If possible, determine how long any nonambulatory animals have been in this state, and compare this time period to the health protocol describing when these nonambulatory animals should be euthanized or sent for emergency slaughter.

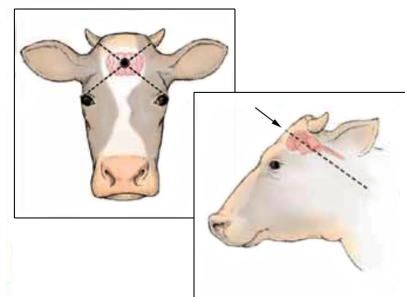
Chapter 8. Euthanasia and Salvage Slaughter

The auditor must ask the staff to provide a copy of their **documented Euthanasia Protocol and Salvage Slaughter Protocol**. The auditor will review the euthanasia protocol and salvage slaughter protocol to verify that they include the following:

- requirements to **euthanize animals in a timely manner**, which is defined as euthanizing without delay cattle that:
 - are severely injured or nonambulatory with the inability to recover or cannot be salvage slaughtered in a humane manner without delay e.g. broken leg, unless otherwise recommended by the feedlot veterinarian;
 - are unable to consume feed and water e.g. broken jaw;
 - are nonambulatory with a BCS < 2, unless otherwise recommended by the feedlot veterinarian;
 - have severe debilitating pain and distress from chronic disease following all treatments and are unlikely to recover unless otherwise recommended by the feedlot veterinarian e.g. necrotic club foot with open infected wound, chronic bovine respiratory disease that is mouth breathing and emaciated;
 - show continuous weight loss and emaciation (BCS < 2) following all treatments as per the feedlot veterinarian's treatment protocol;
 - have no prospect for improvement or are not responding to care and treatment after 2 days of intensive care unless otherwise recommended by the feedlot veterinarian;

EUTHANASIA & SALVAGE SLAUGHTER

- requirement that nonambulatory cattle are not dragged or forced to move before euthanasia or emergency slaughter (i.e. willful act of abuse);
- information on correct placement and direction of gun-shot or captive bolt;
- information on how to confirm insensibility and death, including lack of blinking, lack of corneal reflex (i.e. animal doesn't blink when you touch the eyelid), widely dilated pupils, lack of respiration and heartbeat, animal unable to raise head or right itself, lack of vocalization, lack of righting reflex after animal is euthanized and hanging upside down if being moved using a loader and chain (i.e. the head should hang straight down, not arched and animal should not try to lift its head), tongue should hang straight and limply out of the mouth when the animal is hung upside down with chain on a loader after euthanized (i.e. tongue should not curl or go in and out of mouth);
- information on what to do if the 1st shot doesn't render the animal insensible i.e. immediately place another shot and repeat until animal confirmed dead;
- requirement not to move cattle until confirmed dead.



Not between the eyes!
Above the eyes as illustrated

Failure to euthanize a distressed animal in a timely manner (as described above) is considered an egregious act of neglect and results in an automatic audit failure.

The auditor must ask to see the euthanasia equipment. **Acceptable euthanasia equipment** is a 22 magnum gun, shotgun, high-powered rifle, or penetrating captive bolt gun with a secondary kill step, such as pithing or jugular/carotid exsanguination. The auditor must ask to see the **gun cleaning kit**. The feedlot must have a **backup method for euthanasia** if the first gun or captive bolt is not operational e.g. second gun or captive bolt gun readily available or veterinarian with euthanasia drugs readily available. The auditor should ask to see the feedlot's **training records on euthanasia and emergency slaughter** (if latter applicable).

EFFECTIVE STUNNING FOR EUTHANASIA OR SALVAGE SLAUGHTER

If, during an audit, there are any animals to be stunned for emergency slaughter or euthanized, the **auditor must assess the effectiveness of the stunning and euthanasia procedure**. The goal is to render an animal insensible after **1 shot**. **Insensible means the animal does not vocalize, raise its head, or blink its eyes after being shot or administered euthanasia drugs by a licensed veterinarian**. **Effective stunning with gunshot or a captive bolt gun** occurs when an animal is rendered insensible with no more than 2 shots. If the first shot was unsuccessful, then a 2nd shot must be taken within a reasonable amount of time, taking into account the time to facilitate accuracy, safety and the animal's situation. If an animal is not rendered insensible immediately, then additional shots, if required must be delivered immediately. Ineffective euthanasia is if more than 2 shots are required to render the animal insensible. If the 2nd shot is not administered in a reasonable amount of time, this is also considered ineffective euthanasia. Note: additional shots after insensibility may be required to render the animal dead (i.e. animal does not breathe or have a heartbeat, the pupils are dilated and nonresponsive). These additional death shots are not counted here when determining the effectiveness of stunning for insensibility. When using a penetrating captive bolt gun, after insensibility, a secondary kill step, such as jugular/carotid exsanguination or pithing of the brain, must be used. **Ineffective stunning for salvage slaughter or euthanasia results in automatic audit failure.**

Chapter 9. Care of Other Working Feedlot Animals

Refer to the Equine Code of Practice http://www.nfacc.ca/pdfs/codes/equine_code_of_practice.pdf

This is a **non-cattle welfare section** which reflects the culture of the feedlot operation in terms of welfare of all animals in the yard. Auditors should ask feedlot staff if they use horses or dogs to move and/or check cattle daily in the yard. If not, then record that there are no horses or dogs used in the feedlot and skip the rest of this section. If horses or dogs are used in the feedlot to move and check cattle, then complete this section.

The auditor should assess the **facilities** that the feedlot horses or dogs are housed to determine if there is **adequate shelter** (natural e.g. trees or man-made e.g. barn, windbreak fence) from inclement weather. If blankets are used for horses, the condition of the horse beneath the blankets should be examined at least weekly by responsible feedlot staff.

The auditor should assess the **health condition** of at least 50% of the working horses or dogs in the yard if they are easily accessible. If there are less than 5 horses or dogs, then assess all horses and dogs. Evaluate the body condition score of the animal, whether it is lame, and look for the presence of open untreated wounds.

Chapter 10. Egregious Acts of Neglect and Willful Acts of Abuse

An egregious act of neglect or willful act of abuse against any animal at the feedlot will result in automatic failure of the feedlot animal care audit. If any egregious acts of neglect or willful acts of abuse are noted at any time during an audit, they must be assessed and scored. **If a willful act of neglect or abuse is witnessed by the auditor, they must immediately intervene to stop the situation if reasonably and safely possible.** The incident must be reported to the feedlot guide, feedlot owner and manager. Although this will result in automatic failure, the audit should be completed during the on-farm visit to gather the rest of the data for the feedlot site.

Egregious acts of neglect include but are not limited to: **1) failing to follow veterinary protocols related to timely euthanasia of critically ill/distressed animals, 2) failing to provide daily feed to cattle within a 24 hour period, 3) failing to assist a known calving heifer in a timely manner, 4) failing to assist a newborn calf in distress, 5) failing to immediately assist and provide medical care to a nonambulatory animal, 6) failing to provide ad libitum water to cattle in their home feeding pens, 7) failing to provide water and feed to nonambulatory animals, 8) failing to euthanize a chronically diseased or injured animal with a BCS < 2 as per veterinary health and euthanasia protocols.**

EGREGIOUS ACTS OF NEGLIGENCE & WILLFUL ACTS OF ABUSE

Willful acts of abuse include, but are not limited to: 1) dragging of conscious animals by any part of their body except in the rare case where a nonambulatory animal must be moved from a life threatening situation, 2) deliberate application of prods to sensitive parts of the animal such as the eyes, ears, nose, anus, vulva, udder, or testicles, 3) deliberate slamming of gates on cattle unless for human safety, 4) malicious hitting/beating of an animal which includes forcefully striking an animal with a closed fist, foot or handling equipment (prod, sorting paddle or other hard/solid object) that can cause pain, bruising or injury, 5) deliberate driving of ambulatory cattle on top of one another, 6) tail docking unless on the advice of a licensed veterinarian, 7) abdominal surgery e.g. rumen fistula, C section, spaying, conducted by an unqualified untrained person without anesthetic and analgesia, 8) rectal/vaginal/uterine prolapse replacements with suture or amputations without anesthetic or analgesia, 9) euthanasia by means other than approved guns or euthanasia drugs administered by a licensed veterinarian, 10) during euthanasia by gunshot, failing to immediately deliver additional shots if the first shot does not render the animal insensible and then dead (assuming no secondary kill step was used after rendering insensible by gunshot, such as pithing or jugular/carotid exsanguination), 11) live animal on the dead stock pile, 11) unchecked dog biting cattle in chute when cattle have nowhere to go, 12) live animal frozen to the ground, 13) branding wet cattle, 14) loading and shipping cattle unfit for transport as per CFIA Transport Regulations.

FEEDLOT FINAL SCORE SHEET

The auditor must summarize the points for each section of the feedlot animal care assessment. Under the Summary of Nonconformities, the auditor must record the specific program requirements that require corrective actions. It is up to the feedlot's management to determine what the corrective actions will be. See page 10 for timing to complete corrective actions for 2nd and 3rd party audits. At the end of the audit, the auditor should provide a copy of the feedlot audit report to the feedlot and audit client. For the auditor, this is the end of the audit. For the feedlot, this is the beginning of the implementation of any corrective actions noted.

ACKNOWLEDGEMENTS

We would like to thank the Alberta Livestock and Meat Agency (ALMA), Alberta Agriculture Food & Rural Development (Growing Forward 2), and Agriculture and Agri-Food Canada (Growing Forward 2) for funding the development of the Canadian Feedlot Animal Care Assessment. We would like to thank the NCFA Animal Care Advisory Committee members below for their time, as well as the PAACO Curriculum Development Team. Feedback from our retail customers was very much appreciated. All feedlots that participated in the pilot and benchmark studies are acknowledged for their input and time. As well, Jackie Wepruk from NFACC and Mike Simpson and Collette Kaster from PAACO are thanked for their input, along with the PAACO Feedlot Auditor Curriculum Development Committee.

National Cattle Feeders Animal Care Advisory Committee Members:

Dr. Joyce Van Donkersgoed (Project Manager), Dr. Karen Schwartzkopf-Genswein (AAFC, co-developer), Dr. Ruth Woiwode (FSNS), Dr. Lilly Edwards-Callaway (JBS, currently at CSU), Dr. Kim Stackhouse (JBS), Stirling Fox (JBS); Dr. Mike Siemens (Cargill, currently at Arrowsight); Lora Wright (Tyson Foods); Geoff Urton (SPCA), Drs. Sherry Hannon, Kent Fenton, Brian Warr (FHMS), Jennifer Woods (PAACO), Ryder Lee (CCA, SCA), Mike Slomp (AMP), John Schooten (NCFA, ACFA), Nathalie Cote (PBQ), Bryan Walton (NCFA, ACFA), Casey Vanderploeg (NCFA, ACFA).

REFERENCES

1. Code of Practice for the Care and Handling of Beef Cattle and its Scientific Review. <http://www.nfacc.ca/codes-of-practice/beef-cattle>
2. Recommended Animal Handling Guidelines & Audit Guide: A Systematic Approach to Animal Welfare. AMI Foundation.
3. CFIA Livestock Transportation: <http://www.inspection.gc.ca/animals/terrestrial-animals/humane-transport/transport-requirements/eng/1363748532198/1363748620219>
4. Transportation Code of Practice <http://www.nfacc.ca/pdfs/codes/Transportation%20Code%20of%20Practice.pdf>
5. Equine Code of Practice http://www.nfacc.ca/pdfs/codes/equine_code_of_practice.pdf
6. Alberta Brands (LIS) http://www.lis-alberta.com/brands/applying_main.aspx
7. González, L.A., K. S. Schwartzkopf-Genswein, M. Bryan, R. Silasi and F. Brown. 2012. Relationship between transport conditions and welfare outcomes during commercial long haul transport of cattle in North America. *J. Anim. Sci.* 90: 3640-3651.
8. National Cattlemen's Association Beef Quality Assurance Program <http://www.bqa.org/>.
9. Canadian Livestock Transport Program <http://www.livestocktransport.ca/en/>.
10. CFIA Livestock Transport Program <http://www.inspection.gc.ca/animals/terrestrial-animals/traceability/description/requirements-for-livestock-producers/eng/1398864061655/1398864128830>
11. Common Swine Industry Audit <http://www.pork.org/common-industry-audit/>

APPENDIX

CANADIAN FEEDLOT
ANIMAL CARE
ASSESSMENT FORMS

COMMON FEEDLOT
COMMON AUDIT TOOL

Transportation Audit Form: Feedlot Cattle

Date: _____

Name and auditing company: _____

Feedlot name: _____

Feedlot location: _____

Feedlot contact: _____

Temperature/weather conditions: _____

Core Criteria 1: Feedlot Transportation Policy and Cattle Receiving/Shipping Preparedness

1. Feedlot has a written emergency response plan, including for fed animals in transit and those injured/sick on arrival _____ /2
2. Feedlot staff/owners are available for receiving/shipping cattle or there are posted instructions _____ /2
3. Feedlot has extreme temperature management strategies in receiving/shipping pens _____ /5
4. Gates in unloading/loading areas swing freely, latch securely, and have no sharp protrusions _____ /5
5. Non-slip flooring in loading/unloading areas _____ /5
6. Adequate lighting in loading/unloading areas _____ /5

Total for Core Criteria 1: _____ /24 points

Excellent - 24 points
Acceptable - 17 points
Not Acceptable - Less than 17 points
Serious Problem - Less than 15 points

COMMENTS FOR CORE CRITERIA 1

Core Criteria 2: Set-Up/Loading/Unloading Of Trailer

For loading and unloading, score at least 1 truck and up to 4 trucks each.

Score 1 or 0

Trailer	Loading				Unloading			
	1	2	3	4	1	2	3	4
Trailer properly aligned with loading/unloading dock to prevent head/legs from being caught in gaps								
Trailer loaded at proper density								
Incompatible animals segregated as required								
CLT or CTQA trained truckers								
Sum								

Total Score: # _____ %

Excellent - 100% average score
 Acceptable - 80% average score or greater
 Not Acceptable - Less than 80% average score

Target: ≥80%

Points

5/0

Cattle Handling in Loading/Unloading Area

Score 1 or 0

Trailer	Loading				Unloading				Total #		%	
	1	2	3	4	1	2	3	4	L	UL	L	UL
Core Criteria 3: # animals prodded per load.												
Core Criteria 4: # falls per load.												
Core Criteria 5: Acceptable handling tools available and utilized as needed.												

Excellent - 0% prod use unloading, < 10% prod use loading, 0% (falls) average score
 Acceptable - ≤10% prod use unloading, ≤25% prod use loading, ≤1% falls average score
 Not acceptable - >10% prod use unloading, >25% prod use loading, >1% falls average score
 Serious problem - >25% prod use unloading, >35% prod use loading, >5% falls average score

Targets

Prod Use: Unloading ≤10%; Loading ≤25%	Points	10/0
Falls: ≤1%	Points	10/0
Acceptable Handling Tools & Use of Handling Tools: 100%	Points	10/0

Comments: (describe any inappropriate handling tools or misuse of handling tools (including inappropriate or excessive use of electric prods through truck punch holes), note reasons for prod use and falls).

TRANSPORTER ASSESSMENT

For loading (L) and unloading (UL), score at least 1 and up to 4 truck each.

Trailer	Loading				Unloading				Total # Cattle	
	1	2	3	4	1	2	3	4	L	UL
# Head on truck										
Trucking company										
Truck # or Trucker Name										
Type of trailer (P = pot, S = straight, F = farm)										
Cattle type (C = calves; Y = yearlings; F = fed; NF = non-fed)										

Core Criteria 6: Timeliness of Unloading

not assessed

Time to Unload Newly Arrived Cattle

Start at the time the truck arrives on the yard until the first animal steps off the trailer.

Points ≤ 60 minutes of arrival = 4 points 61-90 minutes = 3 out of 4 points 91-120 minutes = 2 out of 4 points ≥ 120 with reason = 1 out of 4 points ≥ 120 without reason = 0 out of 4 points

Trailer	1	2	3	4
Start Time				
End Time				
Points				

Excellent - 95% or greater Acceptable - 85% or greater Not Acceptable - Less than 85% Serious Problem - Less than 80%
--

Total Score: # _____ %

Target: ≥85%	Points	5/0
--------------	--------	-----

Comments:

Core Criteria 7: Timeliness of Loading

not assessed

Time from when the first animal steps on truck until loaded trailer leaves the yard.

Points ≤ 60 minutes of arrival = 4 points 61-90 minutes = 3 out of 4 points 91-120 minutes = 2 out of 4 points ≥ 120 with reason = 1 out of 4 points ≥ 120 without reason = 0 out of 4 points

Trailer	1	2	3	4
Start Time				
End Time				
Points				

Total Score: # _____ %

Excellent - 95% or greater Acceptable - 85% or greater Not Acceptable - Less than 85% Serious Problem - Less than 80%
--

Target: ≥85%	Points	5/0
--------------	--------	-----

Comments:

Core Criteria 8: Willful Acts of Abuse/Egregious Acts of Neglect

Any willful act of abuse/egregious act of neglect are grounds for automatic audit failure.

Willful acts of abuse include, but are not limited to: 1) Dragging a conscious, non-ambulatory animal off truck, 2) intentionally applying prods to sensitive parts of the animal such as eyes, ears, nose, anus or testicles, 3) deliberate slamming of gates on cattle unless for human safety, 4) malicious driving of ambulatory cattle on top of one another, 5) maliciously hitting or beating an animal, 6) animal frozen to the floor or sides of the trailer, 7) loading unfit cattle as defined per CFIA transport regulations e.g. severe lameness/injury (unable to use a foot to walk), calving heifer/cow, uterine prolapse, severely emaciated animal (BCS<2).

Egregious acts of neglect include, but are not limited to: 1) failing to provide immediate medical care to cattle after unloading that are unfit or compromised cattle as defined per CFIA transport regulations e.g. severely lame/injured, calving, prolapse, severely emaciated and dehydrated, 2) failing to euthanize a distressed non-ambulatory animal on a truck as soon as possible where recovery is unlikely or emergency salvage slaughter is not feasible e.g. broken leg, 3) loading compromised cattle without special provisions as defined per CFIA transport regulations.

Any willful act of abuse or egregious acts of neglect observed?

Yes or No

Comments:

Secondary Criteria from Cattle Transport Audit

Secondary Item within Core Criteria 1:

1. Shipping/receiving schedules are communicated between feedlot management and staff before the scheduled cattle are to arrive or be loaded. Yes or No

Comments: _____

Secondary Item within Core Criteria 2:

1. Nonslip flooring in trailer. Yes or No
2. Ramps are in good repair and free of obstacles Yes or No
3. Bedding is used when required. Yes or No
4. Cattle can stand in normal posture without contact with roof or upper deck of truck. Yes or No

Comments: _____

Secondary Items within Core Criteria 3, 4 and 5:

1. Total number of slips (tally slips here): _____
2. Temperament of livestock (circle one): Excitable Normal Docile
3. Did the person doing the loading/unloading do so quietly and calmly? Yes or No

Comments on the attitude and behavior of the people unloading/loading the cattle here. As an example, their temperament may be correlated to the number of slips and falls.

Secondary Items within Core Criteria 8:

1. Number of dead animals on the trailers (tally animals here): _____

Comments on animal condition:

Auditor Signature: _____ Date: _____

Cattle Transportation Audit Form – Final Scoring

Core Criteria	Total Points Available	Points or Score Achieved	Percentage Score
Core Criteria 1 Feedlot Preparedness	24		
Core Criteria 2 Set-up, loading and alignment	5		
Core Criteria 3 Electric Prod Use	10		
Core Criteria 4 Cattle Falls	10		
Core Criteria 5 Acceptable handling tools	10		
Core Criteria 6 Timeliness of UnLoading	5		
Core Criteria 7 Timeliness of Loading	5		
Overall Points	69		
Core Criteria 8 Any egregious acts of neglect or willful acts of abuse observed?	Yes or No		Pass or Fail

Summary of Nonconformities from Primary Core Criteria that Require Corrective Actions:

Feedlot passed all secondary items: Yes No

Notes on Secondary Items:

Auditor's Signature: _____ Date: _____

Feedlot Operator/Manager Signature: _____ Date: _____

Signatures attest that the feedlot animal care audit was completed on that date. The feedlot operator or manager's signature does not signify agreement or disagreement with the findings of the auditor.

Canadian Feedlot Animal Care Assessment

Common Feedlot Audit Tool

Date: _____ Feedlot Legal Business Name: _____

Feedlot Common Name: _____

Feedlot Legal Land Location: _____ Premise ID: _____

Feedlot Contact Name: _____ Office Phone: _____

Cell #: _____ Feedlot Fax: _____ Email: _____

Feedlot Mailing Address: _____

One-Time Capacity of Feedlot (# head): _____ Number Feeding Pens: _____

sick (hospital) pens: _____ # chronic pens: _____ # buller pens: _____ # rail pens: _____

Current Cattle on Feed (# head): _____ Type of Feedlot: backgrounding finishing

Type of Cattle on feed: calves yearlings cows bulls beef Holstein

Type of Feedlot: outdoor pens indoor barns other

(describe): _____

Recent Weather (temperature, precipitation): _____

Name of Assessor: _____ Company of Assessor: _____

Assessor's Phone #: _____

Purpose of Assessment: internal (1st party or self) 2nd party 3rd party

describe _____

Feedlot staff present during assessment: _____

Comments/Other: _____

Feedlot agreed to participate in Audit: yes no

(Comments):

Primary Core Criteria 1: Commitment to Animal Care

Feedlot has a copy or access to the most recent version of the Canadian Beef Code of Practice	2/0
Feedlot has conducted a self-assessment of its own feedlot animal care management system within the last year and has supporting documentation	2/0
Feedlot has a written animal care emergency response plan	2/0

Points _____ /6

Comments:

Primary Core Criteria 2: Feedlot Facilities

Feedlot cattle have access to areas, either natural or man-made, that provide relief from inclement weather that is likely to create a serious risk to cattle welfare, including windbreak fences and dry bedding packs	5/0
Feedlot has equipment and facilities to safely handle, restrain, treat, and segregate cattle, including nonslip floors and gates in handling areas that swing freely, latch securely, and have no sharp protrusions. Handling equipment includes chute, snake, tub, and bloat/calving chute	5/0
Adequate lighting is provided in cattle handling areas	5/0
For indoor feedlot pens, indoor air quality and ventilation are maintained and there are no indicators that ammonia levels are > 25 ppm (can you smell it?)	5/0/NA

Points _____ /15 outdoor/20 indoor

Comments:

Primary Core Criteria 3: Cattle Handling

Feedlot staff is trained on low stress cattle handling techniques	5/0
Feedlot has training records on low stress cattle handling	2/0

Points _____ /7

Comments:

CC. 3 Cattle Handling at Chute

Assess 1/3rd of cattle at each location: chute, snake, and tub. Do not assess the same animal repeatedly at multiple locations.

Count at least 100 head or at least 1 hour –SCORE DURING ACTIVE HANDLING

Animal can only be scored once per category.

Assessment codes – mark 1 in boxes to right if condition found

Miscaught (M)	caught/restrained with head NOT fully outside of chute head bars OR body from the shoulders backwards NOT within chute OR next animal caught in tail/back gate AND not released immediately			
Vocalizer (V)	any audible vocalization (moo, bellow) during chute handling (not related to a processing activity)			
Prod (P)	touching an animal with a prod (whether or not discharge of electrical current)			
Prod Misuse (PM):	prod use with nowhere to go OR prod use without attempting to move using alternative means OR repeated and excessive prod use			
Falls (F)	body (belly, brisket) touches the floor			
	#	%	Target	Points
Miscaught (M)			0%	10/0
Vocalizer (V)			≤15%	10/0
Prod (P)			≤10%	10/0
Prod Misuse (PM):			0%	10/0
Falls (F)			≤2%	10/0
Acceptable handling tools available and used appropriately	Yes or No		Yes	10/0
Total Points	/60			

Comments: Record any slips, racing or jumping. Record where falls/slips occur; suspected reason for vocalizing e.g. hydraulic pressure too high in chute, miscaughts in chute (with release), sharp edges in facility; reason for jumping/racing e.g. prod use, belly bar in chute, dog biting animal, inappropriate handling equipment or inappropriate use of appropriate handling tools; reasons for electric prod misuse, and patterns of repetitive poor cattle handling behavior.

✓	M	V	P	PM	F	✓	M	V	P	PM	F
1						51					
2						52					
3						53					
4						54					
5						55					
6						56					
7						57					
8						58					
9						59					
10						60					
11						61					
12						62					
13						63					
14						64					
15						65					
16						66					
17						67					
18						68					
19						69					
20						70					
21						71					
22						72					
23						73					
24						74					
25						75					
26						76					
27						77					
28						78					
29						79					
30						80					
31						81					
32						82					
33						83					
34						84					
35						85					
36						86					
37						87					
38						88					
39						89					
40						90					
41						91					
42						92					
43						93					
44						94					
45						95					
46						96					
47						97					
48						98					
49						99					
50						100					
Σ						Total					
	M	V	P	PM	F		M	V	P	PM	F

Primary Core Criteria 4: Nutrition and Feed Management Program

Feedlot works with a nutritionist and/or veterinarian to ensure rations meet the nutritional requirements of all cattle, including requirements for feeding during inclement weather, and how to reduce the risk of digestive disorders, such as grain overload and bloat.	10/0
Feeding records e.g. batch mix sheets, feed delivery sheets, veterinary feed prescriptions are documented as per CFIA Feed Regulations.	2/0
Feedlot has a training program for feed staff	5/0

Points _____ /17

Comments:

Primary Core Criteria 5: Animal Health Management

Feedlot cattle are identified with a CCIA/ATQ RFID ear tag and missing tags are replaced (regulatory not welfare requirement)	10/0
Feedlot has a valid veterinary-client-patient relationship (VCPR) with a licensed provincial practitioner to ensure animal health and care and responsible animal health, and food safety product use	10/0
Feedlot has documented processing and treatment protocols developed by their veterinarian. Treatment protocol includes: <ul style="list-style-type: none"> • requirement to monitor cattle on an ongoing basis and provide prompt treatment or care • how to prevent, treat, control, and manage common disease and health problems in feedlot cattle, including but not limited to respiratory disease, lameness including non-ambulatory cattle, injuries, bloats, grain overloads, bullers, pregnant and calving heifers, heat stress, newborn calves, broken horns, castration infections, prolapses • what to do if an animal doesn't respond to initial treatment, including when to euthanize or cull animals, • how to manage chronically ill or injured animals, and railers 	2/0
Feedlot cattle are observed daily for health, sickness, and injuries by trained competent staff	2/0
Feedlot has individual animal or group processing records (vaccination, implanting, deworming)	2/0
Feedlot has individual animal treatment and mortality records, and veterinary prescriptions for all prescription drugs, including those in the feed	2/0
If feedlot staff replace rectal/vaginal/uterine prolapses, spay heifers, or perform other surgical procedures, pain control is used, and the procedure is performed by trained competent staff	10/0/NA
If the feedlot castrates bulls, they use pain control for bulls older than 9 months of age. As of 2018, pain control will be used for castrating bulls older than 6 months of age.	10/0/NA
If the feedlot dehornes cattle, they use pain control when dehorning cattle, in consultation with their veterinarian	10/0/NA
If the feedlot castrates bulls, they have approved, well maintained equipment for castrating	5/0/NA
If the feedlot dehornes cattle, they have approved, well maintained equipment for dehorning or tipping cattle	5/0/NA
If the feedlot brands cattle, cattle hides are dry when branded, and cattle are branded by trained people using approved, well maintained equipment for branding cattle	5/0/NA
Feedlot has an animal health training program for staff developed and implemented by their veterinarian	5/0

Points _____ /33-78

Comments:

Primary Core Criteria 4, 5 and 6: Feed Management, Animal Health Management, and Environment

Score at least 5% of the home feeding pens, 1 receiving pen, 1 shipping pen, 1 or 2 sick pens, 1 chronic pen, and 1 rail pen with cattle. If there are < 5 pens in the feedlot, assess all pens. Select pens as per Introduction, pages 8 and 9. Assess all cattle in the pen after the pen-riders have checked, pulled and treated sick cattle for the day. For sick and chronic pens, only score those animals in the pen that are an egregious acts of neglect or willful act of abuse that need euthanasia or immediate emergency slaughter (see page 26, 28 and 29 for definitions). Describe in Comments.

Type	Pen #	# head	DOF	CC4.	CC4.	CC6.	CC6.	CC5. Animal Health Management				Comments	
				Feed	Water	Environment Properly Stocked	Environment Clean Pen	Number of Cattle Observed with Condition	Extreme Tag	Dead	Down		Animals Needing Attention
Feeding				1/0	1/0	1/0	1/0						
Feeding				1/0	1/0	1/0	1/0						
Feeding				1/0	1/0	1/0	1/0						
Feeding				1/0	1/0	1/0	1/0						
Feeding				1/0	1/0	1/0	1/0						
Receiving				1/0	1/0	1/0	1/0						
Shipping				1/0	1/0	1/0	1/0						
Total #													
Sick				1/0	1/0	1/0	1/0						
Sick				1/0	1/0	1/0	1/0						
Chronic				1/0	1/0	1/0	1/0						
Rail				1/0	1/0	1/0	1/0						
Total #													

In small feedlots, the sick, chronic and rail pens may be combined so score at least 4 of these pens if available with cattle. Receive points if condition met e.g. clean pen = 1, properly stocked = 1. For CC5, Animal Health Management, record the number of animals with the condition e.g. 1 Down, 2 Animals Needing Attention.
***egregious act of neglect**

Category	Description
Feed	Feed available at least once daily in home feeding pens
Water	Access to water at all times in home feeding pens, receiving and shipping pens (no water required in temporary holding pens)
Properly Stocked	All cattle can adopt normal resting postures at the same time (consider usable space)
Clean Pens	There is no extreme mud in pens i.e. extreme mud is > 4" over the fetlock/mid-cannon bone/~12" above ground) for > 1/3 of pen floor (excluding area for feed bunk, water trough and bedding pack)

Primary Core Criteria 4 and 6: Feeding and Environment Targets

	Points if meet target
Feed: 100% (feed must have been provided within the last 24 hour period)	10/0
Water: 100% (water must have been provided in feeding pens at all times)	10/0
Properly Stocked: ≥90%	10/0
Clean Pens: ≥70%	5/0

Comments: (Describe reasons feed may be absent in bunk, any reasons why cattle may not be able to reach feed, as well as bunk conditions. Feed must have been provided within a 24 hour period or this is an egregious act of neglect. Water must be provided at all times in feeding pens; else, this is an egregious act of neglect. Additionally, if any nonambulatory animals are noted, they must be provided with water. The only exception to providing water at all times is when cattle are temporarily housed in holding pens for a few hours e.g. re-implanting or weight sorting cattle. Describe any special circumstances to explain muddy pen conditions or taggy cattle e.g. weather conditions, and if pen conditions make it difficult for cattle to access feed and water or find a dry resting area. Note any efforts underway to clean pens. Describe any reasons cattle may have difficulty reaching feed or water.)

Primary Core Criteria 5: Health Condition of Animals in Pens

	Points if meet target
HEALTH TARGETS IN FEEDING PENS (HOME, RECEIVING, SHIPPING):	
Down (nonambulatory): 0%	10/0
Extreme Tag: ≤10%	10/0
Dead: 0%	10/0
Animals needing attention: ≤1%	10/0

Total _____ /40

HEALTH TARGETS IN SICK, CHRONIC, AND RAIL PENS:	
Down (nonambulatory): ≤1%	10/0
Extreme Tag (Extreme): ≤10%	10/0
Dead: 0%	10/0

Total _____ /30

Animals needing euthanasia or immediate emergency slaughter: 0%

Pass or Fail (Egregious Neglect)

Comments: describe how long animals have been non-ambulatory or any extenuating circumstances to explain what you observe--do they have an action plan to deal with the adverse situation, including timeframe for resolution. Are they following the veterinarian's health protocols on how to treat and manage these animals. If the auditor notices any severely compromised animals above, the auditor must request the feedlot to deal with these immediately).

Primary Core Criteria 7: On-Farm Humane Stunning/Euthanasia of Feedlot Cattle

Feedlot has a documented Euthanasia Protocol and Emergency Slaughter/Salvage Slaughter Protocol (if latter applicable). The protocol includes requirements to euthanize or cull for salvage slaughter without delay, cattle that: <ul style="list-style-type: none"> are unlikely to recover fail to respond to treatment and convalescent protocols have chronic, severe, or debilitating pain and distress are unable to consume feed and water show continuous weight loss or emaciation are non-ambulatory and nonresponsive for more than 24 hours unless otherwise ordered treatment by feedlot veterinarian 	2/0
Feedlot's documented Euthanasia Protocol and Emergency Slaughter/Salvage Slaughter Protocol (if latter applicable) include: <ul style="list-style-type: none"> requirement that non-ambulatory cattle are not dragged (i.e. willful act of abuse) or forced to move prior to stunning for emergency slaughter or euthanasia information on the correct placement and direction of a gun-shot or captive bolt information on how to confirm insensibility and death information on what to do if the first attempt doesn't render the animal insensible requirement not to move or leave the animal until confirmed dead 	2/0
Feedlot has acceptable stunning and euthanasia equipment for feedlot cattle. (Note: acceptable stunning and euthanasia equipment for feedlot cattle include a 22 magnum or larger caliber rifle, shotgun or penetrating captive bolt gun with secondary kill step)	10/0
Feedlot has ample ammunition (properly stored) to euthanize or stun for emergency slaughter feedlot cattle at all times	10/0
Feedlot has a back-up method on premises or readily available if gun doesn't work or breaks e.g. second gun	10/0
Feedlot has a cleaning kit to maintain the stunning and euthanasia equipment	5/0

Comments:

Points _____ /39

Effective Stunning and Euthanasia

Cattle Available to Assess: Yes No

During an on-site assessment, if there are any animals being stunned for salvage slaughter or euthanized by gunshot, score the effectiveness of the stunning. When evaluating the effectiveness of stunning, the auditor monitors whether or not an animal is rendered insensible with a single shot. Insensibility means the animal does not vocalize, raise its head, or blink its eyes. If an animal is not rendered insensible immediately, then a second and third shot, if required, must be delivered immediately. If more than 2 shots are required to render the animal insensible or the operator does not deliver additional shots immediately to render the animal insensible, then stunning for insensibility is considered ineffective. Note: additional shots after insensibility may be required to render the animal dead and those shots are not counted here when determining the effectiveness of stunning for insensibility.

Cattle available to assess?	Y/N	1	2	3	4	5
Effective stunning so animal insensible		1/0	1/0	1/0	1/0	1/0

Effective Stunning: Total: # _____ % _____

Target: ≥90%

Pass or Fail

Comments

Primary Core Criteria 8: Egregious Acts of Neglect or Willful Acts of Abuse

Any egregious act of neglect or willful act of abuse that is observed in the feedlot are grounds for automatic assessment failure.

Egregious acts of neglect include but are not limited to:

- **failing to follow veterinary protocols related to timely euthanasia of critically ill/distressed animals,**
- failing to euthanize a chronically diseased or injured animal with a BCS < 2 as per veterinary health and euthanasia protocols,
- failing to provide daily feed to cattle within a 24 hour period,
- failing to provide ad libitum water to cattle in home feeding pens,
- failing to provide water to nonambulatory animals,
- failing to assist a known calving heifer in a timely manner,
- failing to assist a newborn calf in distress, and
- failing to immediately assist and provide medical care to a nonambulatory animal
- failing to provide immediate medical assistance to a “compromised” animal unloaded from a livestock truck, as defined per CFIA Transportation Regulations
- loading a “compromised” animal without special transport provisions, as per CFIA Transportation Regulations.

Willful acts of abuse include, but are not limited to:

- dragging of conscious animals by any part of their body except in the rare case where a non-ambulatory animal must be moved from a life threatening situation,
- deliberate application of prods to sensitive parts of the animal such as the eyes, ears, nose, anus, vulva, udder, or testicles,
- deliberate slamming of gates on cattle unless for human safety,
- malicious hitting/beating of an animal which includes forcefully striking an animal with a closed fist, foot, handling equipment e.g. sorting paddle or other hard/solid objects that can cause pain, bruising or injury,
- deliberate driving of ambulatory cattle on top of one another,
- tail docking unless on the advice of a licensed veterinarian,
- abdominal surgery e.g. rumen fistula, C section, spaying, conducted by an unqualified untrained person without anesthetic and analgesia,
- rectal/vaginal/uterine prolapse replacements with suture or amputations without anesthetic or analgesia,
- euthanasia by means other than approved guns or euthanasia drugs administered by a licensed veterinarian,
- during euthanasia by gunshot, failing to immediately deliver additional shots if the first shot does not render the animal insensible and then dead (assuming no secondary kill step was used after rendering insensible by gunshot, such as pithing or jugular exsanguination),
- live animal on the dead stock pile,
- unchecked dog biting cattle in chute with cattle having nowhere to go,
- live animal frozen to the ground,
- branding wet cattle
- loading cattle unfit for transport as per CFIA Transport Regulations

Observed: YES NO

YES = AUTOMATIC AUDIT FAILURE

Comments on any egregious acts of neglect or willful acts of abuse observed (if any)

Secondary Criteria

Secondary Item within Core Criteria 1: Feedlot Commitment to Animal Care

1. Feedlot has a written animal care policy. Yes or No

Secondary Items within Core Criteria 2: Facilities

1. For indoor feedlot pens, supplementary light is provided to cattle that do not have access to natural light to facilitate normal behavior (can you see in barn?) Yes or No
2. Nursing heifers/cows and newborn calves are provided with an environment that is safe and clean for calving and promotes calf survival Yes or No
3. Feedlot has a documented pen maintenance plan or records to show how manure/mud build-up in pens is minimized Yes or No

Comments on facilities: _____

Secondary Items within Core Criteria 3: Cattle Handling

1. Total number miscaught in chute and immediately released (tally here): _____
2. Total number of slips (tally slips here): _____
3. Total number of cattle jumping and racing (tally jumping and racing here): _____
4. Temperament of cattle (circle one): **Excitable** **Normal** **Docile**
5. Did the persons handling the cattle do so quietly and calmly? Yes or No

Comments on attitude and behavior of people handling cattle: _____

Secondary Items within Core Criteria 4: Nutrition and Feed Management Program

1. Feedlot has a documented feeding protocol that includes: Yes or No
- a. how to gradually transition cattle from high-forage to high-energy rations to avoid abrupt dietary changes and reduce the risk of nutrition-induced disorders, such as grain overload and bloat (describes ration changes, there is more than 1 ration)
 - b. how to ensure sufficient forage/fiber in high-energy rations to avoid digestive disorders, such as grain overload and bloats
 - c. how to adjust rations when feed intake is disrupted by events such as storms, power outages, mill or truck breakdowns, or sudden major ingredient changes
 - d. how to monitor cattle behaviour, performance, body condition score, and health; adjusting rations accordingly
 - e. how to assess water quality and quantity and adjust as needed
2. Feedlot monitors feed bunks daily to assess prior consumption and adjust feeding accordingly, taking into account weather changes (i.e. feed bunk call and delivery sheets) Yes or No
3. Feedlot has training records for feed staff Yes or No
4. Feedlot takes steps to prevent exposure to toxins and feed with adverse physical qualities that limit intake or cause injury e.g. inspects incoming feeds, tests suspect feed Yes or No
5. Feed in bunks is of poor feed quality (frozen, moldy, foreign material, full of snow) Yes or No
6. Water in water bowls is of poor water quality (frozen, hot, sludgy) Yes or No

Comments: _____

Secondary Items within Core Criteria 5: Animal Health Management

1. Feedlot has a written protocol which is well understood by staff on how to promptly and properly handle non-ambulatory cattle Yes or No
2. Feedlot has a written protocol about how to promptly and properly handle seriously injured cattle e.g. broken leg Yes or No
3. Feedlot has written veterinary health protocols with pain control for all surgical procedures performed by feedlot staff, including but not limited to spaying, rectal, vaginal and uterine prolapse repair, claw amputations, rumen fistula Yes or No NA
4. Feedlot management and/or veterinarian monitor disease rates and the veterinarian is notified to investigate any unusual or high disease occurrences (treatment, death); advising the producer how to reduce losses by examining animals and reviewing existing biosecurity, health (treatment, mortality) and feeding protocols and records to prevent reoccurrences Yes or No
5. If performance enhancing technologies (e.g. implants, beta-agonists) are used, they are used as per label directions and/or veterinary prescriptions Yes or No NA
6. Feedlot has a documented castration protocol, including for retained testicles (belly nuts), developed by their veterinarian that includes use of pain control or a policy to return bulls to seller or a policy to feed intact bulls Yes or No NA
7. Feedlot has a documented dehorning protocol developed by their veterinarian that includes use of pain control Yes or No NA
8. Feedlot has a documented branding protocol Yes or No NA
9. Feedlot has animal health training records Yes or No

Comments: _____

Secondary Items within Core Criteria 7: Euthanasia

1. Feedlot has employee training records on euthanasia and emergency slaughter of feedlot cattle. Yes or No

Comments: _____

Secondary Item: Care of Other Working Animals in the Feedlot

*** non-cattle welfare section

1. Feedlot uses horses to monitor or move cattle. Yes or No
2. Feedlot uses dogs to move cattle Yes or No

If yes to 1 or 2, then answer the questions below:

1. Feedlot horses/dogs are provided with feed and water daily (within 24 hour period) Yes or No
2. Feedlot horses/dogs are provided with shelter to protect them from extreme inclement weather that would affect their welfare Yes or No
3. Feedlot horses/dogs are in good body condition (BCS > 2), appear healthy and sound (i.e. no lameness), and have no open untreated wounds Yes or No

Feedlot's Final Score of their Animal Care Assessment Program

Primary Core Criteria	Points Available	Points Achieved	Percentage Score %
Feedlot participation in animal care assessment	-	PASS/FAIL	-
1. Feedlot's Commitment to Animal Care	6		
2. Facilities	15 outdoor 20 indoor		
3. Cattle Handling	67		
4. Nutrition and Feed Management	37		
5. Animal Health Management	103-148 pending NA		
6. Environment	15		
7. Euthanasia	39		
7. Effective Stunning and Euthanasia	-	PASS/FAIL/Not Observed	-
8. Egregious Acts of Neglect or Willful Acts of Abuse	-	PASS/FAIL	-
Total Points	282-332 pending NA		

Feedlot passed all primary core criteria: Yes _____ No _____

Summary of Nonconformities from Primary Core Criteria that Require Corrective Actions:

Feedlot passed all secondary items: Yes _____ No _____

Notes on secondary items:

Auditor's Signature: _____ Date: _____

Feedlot Operator/Manager Signature: _____ Date: _____

Signatures attest that the feedlot animal care audit was completed on that date. The feedlot operator or manager's signature does not signify agreement or disagreement with the findings of the auditor.